

# ISAT

International Student Admissions Test

## Information Booklet 2022



<https://isat@acer.org>

Last updated July 2022



IMPORTANT: Please read the LEGAL NOTICE at the end of this Booklet.

This Booklet, including the Legal Notice will form part of the binding agreement between you and the Australian Council for Educational Research Ltd (ABN 19 004 398 145) ("ACER") if you register to take the ISAT in 2022.

You should make sure that you understand fully and are familiar with the contents of this Booklet (including the Legal Notice) before you register for the ISAT in 2022.

# Overview of Important ISAT 2022 Dates

<b>Cycle dates</b>	Test Window 1: 2 May - 20 May 2022 Test Window 2: 1 August - 20 August 2022 Test Window 3: 7 November - 25 November 2022
<b>Test delivery</b>	Remote proctoring
<b>Registration system opens (For all deferrals, refunds, and registration changes)</b>	Monday 7 March 2022
<b>Registration system closes</b>	Test Window 1: 18 April 2022 (9pm AEST) Test Window 2: 18 July 2022 (9pm AEST) Test Window 3: 24 October 2022 (9pm AEST)
<b>Changes to registrations - deadlines</b>	Test Window 1: 18 April 2022 (9pm AEST) Test Window 2: 18 July 2022 (9pm AEST) Test Window 3: 24 October 2022 (9pm AEST)
<b>Refund requests close (unless otherwise required by law)</b>	Test Window 1: 18 April 2022 (9pm AEST) Test Window 2: 18 July 2022 (9pm AEST) Test Window 3: 24 October 2022 (9pm AEST)
<b>Deferral requests close</b>	Test Window 1: 18 April 2022 (9pm AEST) Test Window 2: 18 July 2022 (9pm AEST) Test Window 3: 24 October 2022 (9pm AEST)
<b>Results available</b>	Within two weeks of the last day of the test window

# Contents

<b>Overview of Important ISAT 2022 Dates</b>	<b>i</b>
<b>Contact Us</b>	<b>1</b>
<b>About ISAT</b>	<b>1</b>
<b>Structure and content of ISAT</b>	<b>1</b>
<b>Sample Questions</b>	<b>2</b>
<b>Eligibility</b>	<b>4</b>
<b>ACER ISAT account</b>	<b>4</b>
<b>Registration dates</b>	<b>4</b>
<b>Payment</b>	<b>4</b>
<b>Refund terms</b>	<b>5</b>
<b>Deferral terms</b>	<b>5</b>
<b>Reasonable Adjustments</b>	<b>5</b>
<b>Preparation Materials</b>	<b>6</b>
<b>Before the Test</b>	<b>6</b>
Test centres	6
What is Remote Proctoring?	6
<b>Preparing for ISAT</b>	<b>7</b>
<b>Step by Step Guide To Remote Proctoring</b>	<b>7</b>
Introduction	7
Technical Specifications	7
Internet Connection/Bandwidth	7
<b>Technical trouble shooting:</b>	<b>8</b>
Troubleshooting your microphone	8
Troubleshooting your webcam/camera	8
Supported Browsers	8
<b>Creating a ProctorU account</b>	<b>8</b>
Once I have made my booking can I reschedule my session if I need to?	10
<b>ACER Test App</b>	<b>10</b>
<b>Candidates with Reasonable Adjustments</b>	<b>10</b>
<b>ISAT Checklist</b>	<b>11</b>
<b>Taking your test</b>	<b>11</b>
What items are prohibited?	11
<b>Beginning your Test – Step by step</b>	<b>12</b>
<b>Technical Issues</b>	<b>13</b>
<b>Appeals and Complaints</b>	<b>14</b>
<b>Misconduct</b>	<b>14</b>
<b>After the Test</b>	<b>14</b>
ISAT results	14
<b>ISAT 2022 Declaration</b>	<b>15</b>



# Contact Us

The ISAT test is developed and administered by the Australian Council for Educational Research (ACER). ACER is an independent not-for-profit organisation.

All important information about ISAT can be found in this Information booklet and on the ISAT website (<https://isat.acer.org>).

For all other enquiries, please contact the ISAT Office at ACER. Please always include your full name and ISAT ID number. Email is the preferred means of communication on matters concerning ISAT and all communications from the ISAT Office will be via email, unless otherwise agreed by ACER.

To ensure that your email provider does not flag important communication from the ISAT Office as spam, please save the ISAT email address (isat@acer.org) to your list of safe senders.

## About ISAT

ISAT is a 3-hour online multiple-choice test designed to assess a candidate's intellectual skills and abilities that are the foundation of academic success at tertiary level. The test is independently developed by the Australian Council for Educational Research (ACER). ACER has an excellent international reputation and track record in the development, management and research of selection tests for undergraduate medical and health related programs. ISAT is administered as a remote proctored test via ProctorU.

## Structure and content of ISAT

The ISAT is a 3 hour online multiple choice test. The test is presented in units, with stimulus material followed by questions. There are 100 questions with 4 or 5 answers from which the candidate is asked to choose the most appropriate response. There is only one correct answer, with no marks deducted for incorrect answers. ISAT is not a test of subject specific knowledge. Rather, it aims to assess a candidate's 'critical' and 'quantitative' reasoning skills.

**'Critical Reasoning' (CR) – involves comprehending and analysing information; understanding, applying and extending ideas; drawing appropriate conclusions; and evaluating arguments. These questions use material from the humanities and social sciences.**

**'Quantitative Reasoning' (QR) – involves analysis and application of information; drawing conclusions and making decisions; and solving problems. These questions use material from the mathematics and sciences.**

# Sample Questions

The following provides a sample of the types of questions found in the test. Please note, the format of these questions will be appear differently in the actual test, undertaken by remote proctoring.

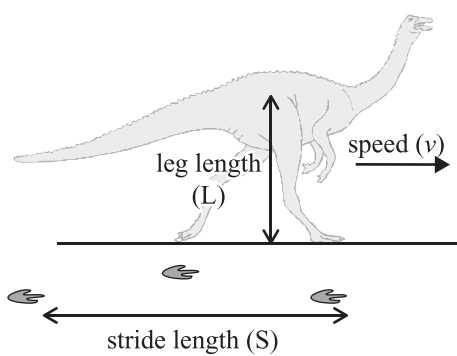
Figures 1 and 2 provide some information about a model of the relationship between leg length ( $L$ , in metres, m), stride length ( $S$ , in metres, m) and speed ( $v$ , in metres per second,  $\text{m s}^{-1}$ ) for various animals. For any individual, stride length and speed can vary, but leg length is fixed.

Figure 2 relates *Relative Stride Length* ( $\frac{S}{L}$ ) to a parameter known as the *Froude Number* ( $\frac{v}{\sqrt{gL}}$ ).

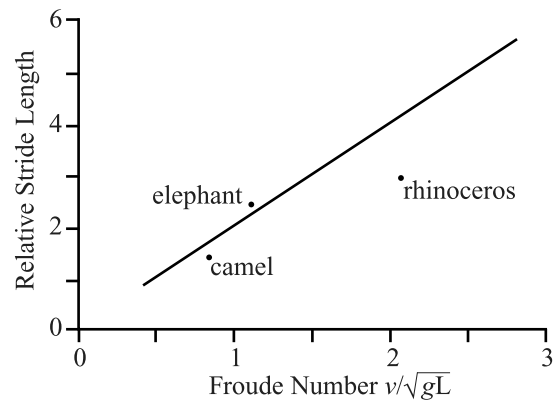
In the graph, the line of best fit was obtained by observing a number of individuals from various animal species, travelling at different speeds.

Also shown are three points based on values obtained from individuals of three species – elephants, rhinoceros and camels.

- $g$  is acceleration due to gravity on Earth and is equal to about  $10 \text{ m s}^{-2}$



**Figure 1**



**Figure 2**

- 1 If an animal has a Relative Stride Length of more than 2, it is considered to be running.

Which of the individual animals shown in Figure 2 were running?

- A the elephant only
- B the rhinoceros only
- C the camel and the rhinoceros
- D the elephant and the rhinoceros

- 2 For the line of best fit, the ratio of *Relative Stride Length* to *Froude Number* is closest to

- A 1:1 .
- B 1:2 .
- C 2:1 .
- D 4:1 .

- 3 Based **just** on Figure 2, which of the individual animals shown had the greatest leg length?
- A elephant
  - B camel
  - C rhinoceros
  - D There is insufficient information provided to answer this question.
- 4 According to the line of best fit, two animals with the same *Froude Number* must have approximately the same value for
- A  $S/L$ .
  - B  $v$  only.
  - C  $L$  only.
  - D both  $v$  and  $L$ .

*In the 18th century it was discovered that Sanskrit, an ancient language once spoken in India, is related to a range of European languages. The discovery was made by a British scholar working in India, Sir Willam Jones. The passage below discusses Jones's discovery.*

Jones noticed many striking similarities between Sanskrit and European languages — the Sanskrit word for birch, for instance, was *bhurja*. The Sanskrit for king, *raja*, is close to the Latin *rex*. The Sanskrit for ten, *dasa*, is reminiscent of the Latin *decem*. And so on. All of these clearly suggested a common historical parentage. Jones looked at other languages and discovered further similarities. In a landmark speech to the Asiatic Society in Calcutta he proposed that many of the classical languages — among them Sanskrit, Greek, Latin, Gothic, Celtic, and Persian — must spring from the same source. This was a bold assertion since nothing in recorded history would encourage such a conclusion, and it excited great interest among scholars all over Europe. The next century saw a feverish effort to track down the parent language, Indo-European, as it was soon called.

- 5 The passage implies that
- A Latin developed from Sanskrit.
  - B Sanskrit developed from Latin.
  - C Latin and Sanskrit both developed from a third language.
  - D the resemblances between Latin and Sanskrit are superficial.
- 6 Jones's fellow scholars regarded his discovery as
- A a lucky guess.
  - B original and highly important.
  - C interesting but of little real importance.
  - D dangerous, since it challenged contemporary beliefs.

## Eligibility

ISAT is available to any candidate who is an applicant to a university for which ISAT is a mandatory requirement. Please see list of ISAT user universities below:

- Monash University, Melbourne – [Undergraduate Medicine](#)
- Monash University, Malaysian campus – [Undergraduate Medicine](#)
- University of Limerick – [Occupational Therapy](#)
- University of Limerick – [Speech and Language Therapy](#)
- University of New South Wales (UNSW) – [Undergraduate Medicine](#)
- University of Queensland – [Medicine](#)
- University of Tasmania – [Undergraduate Medicine](#)
- University of Western Australia (UWA) – [International Student Direct Pathway to graduate-entry Medicine & Dentistry](#)
- Western Sydney University (WSU) – [Undergraduate Medicine \(Apply via the International Office\)](#)

## ACER ISAT account

**All candidates wishing to undertake ISAT must have an ACER ISAT account.**

**Please see the following page to create an ACER account: <https://registration.acer.edu.au/>**

Please ensure that your name and date of birth exactly match the identification document that you will present on the test day. These details will also be printed on your Statement of Results. To change the name, date of birth or gender in your account, you will need to email the ISAT Office. It is important that your email address remains valid and has been maintained during the registration, test and reporting cycle. Once an account has been activated it can be used for any future registrations.

## Registration dates

The registration deadline dates for 2022 are:

Test Window 1: 18 April 2022 (9pm AEST)

Test Window 2: 18 July 2022 (9pm AEST)

Test Window 3: 24 October 2022 (9pm AEST)

## Payment

The registration fee for ISAT is AUD413. Payment is made to ACER at the time of registration.

Payment must be submitted online by credit card (MasterCard, Visa). The online payment option operates through ACER's e-commerce facility via the ACER website. Credit card details are not recorded or stored by ACER but are encrypted at point of capture and transmitted directly to the bank, without entering ACER information systems.

Candidates will receive a payment confirmation/tax invoice by email once the payment transaction is completed. The credit card statement may list ACER as the recipient, and a specific reference to ISAT may not be mentioned. If the amount charged to the credit card provided to complete the registration is wrongfully disputed, the registration may be cancelled, results may be withheld or the candidate may be blocked from taking further ACER administered tests.



## Refund terms

Laws such as the Australian Consumer Law require refunds in certain circumstances. Apart from those circumstances, all moneys paid as part of a registration to sit the ISAT are non-refundable, for example, if you simply change your mind about sitting the ISAT due to personal circumstances.

Registration fees for ISAT will be refunded without charge if requested within 14 days of your registration date. After that period an administration charge of \$70 (including GST) will be deducted. Practice Tests are not refundable.

**After the 14 day period:** refunds will only occur in accordance with the Australian Consumer Law or any other applicable law; and an administration charge of \$70 (including GST) will be deducted.

Refund requests must be completed by no later than 18 April 2022 (9pm AEST) for Test Window 1 and 18 July 2022 (9pm AEST) for Test Window 2 and 24 October 2022 (9pm AEST) for Test Window 3.

### Refund requests close

Test Window 1: 18 April 2022 (9pm AEST)

Test Window 2: 18 July 2022 (9pm AEST)

Test Window 3: 24 October 2022 (9pm AEST)

## Deferral terms

Candidates are able to defer their ISAT registration once. Any subsequent deferrals will incur a deferral fee of \$65 AUD. Candidates can defer to any Test Window within the 2022 – 2023 testing period.

**Once a deferral has been processed, candidates cannot then apply for a refund of their deferred sitting.**

### Deferral requests close

Test Window 1: 18 April 2022 (9pm AEST)

Test Window 2: 18 July 2022 (9pm AEST)

Test Window 3: 24 October 2022 (9pm AEST)

## Reasonable Adjustments

Candidates who have a disability or other health-related needs which might interfere with their ability to sit the test in the standard manner are advised to apply for reasonable adjustments through their online account as soon as possible after registration. All such requests must be submitted by no later than the deadline date to register for that Test Window. For conditions that occurred after the application deadline, please contact the ISAT Office for advice.

Candidates must submit the online form and supporting documentation for their request through their online account. The supporting documentation must be from a registered health practitioner and must give a clear diagnosis and information on the condition, indicate the impact of the condition in testing settings and include a statement as to what accommodations the health practitioner feels are appropriate for the candidate in testing settings. All supporting documentation must be typed on the health practitioner's official letterhead and include the date and title, name, registration number, contact details, and signature of the medical practitioner. The documentation must be no more than one year old for health-related needs or disabilities other than learning disabilities, and no more than five years old for learning disabilities.

If your report is more than five years old, it will still be accepted, as long as it is accompanied by a recent letter from a psychologist stating that the information in the report is still applicable to you as you are today.

# Preparation Materials

The purpose of ISAT is to assess your abilities in a range of cross-curricular skills. ISAT measures skills acquired over a period of time, including the ability to reason, make logical deductions and form judgements. The test does not draw on any particular subject knowledge. There would therefore be little benefit to be gained by 'cramming' or coaching. Your best preparation may be to read widely and to think critically about what you read. However, some familiarity with the question types typically presented in ISAT is an advantage. For this reason, some sample questions are provided on this site. You can purchase the ISAT Practice Test and the new ISAT Practice Test 2, [here](#). Practice Test 1 contains 45 questions and Practice Test 2 contains 50 questions both have the results at the end of each booklet.

Candidates should note that ACER does not endorse any commercially available courses claiming to offer ISAT preparation.

Practice Test 1 is AUD \$16 and Practice Test 2 is AUD \$19.

The purchase of the ISAT Practice Test e-books entitles each candidate to:

- Two prints imprinted with candidate's name and identifying details.
- Unlimited access to the e-book for one year from the date of purchase. During this time candidate can open and read the e-book as many times as they like.

## Before the Test

### Test centres

The ISAT is conducted via remote proctoring using the ProctorU platform. If candidates are unable to test via remote proctoring due to internet or accessible device issues, they are advised to contact the ISAT office at [isat@acer.org](mailto:isat@acer.org).

### What is Remote Proctoring?

Remote proctoring involves sitting the test under live supervision using your own computer in a suitable location with internet connectivity. Please watch this [short video](#) to have an understanding of how remote proctoring works and what to expect.

The remote proctoring application, computer-based test delivery system, tutorial, test content, and survey are the published, confidential, and proprietary materials or intellectual property of ProctorU and ACER. Communicating, publishing, reproducing, or transmitting any part of the test, in any form or by any means (e.g. verbal, electronic, written, etc.) for any purpose is strictly prohibited. ANY reproduction or disclosure will result in immediate notification to ACER with further investigation and consequences including but not limited to:

- cancelling registration to sit ISAT without any refund;
- withholding of ISAT results;
- disqualification from undertaking ISAT:
- for a period of time; or
- at all.

# Preparing for ISAT

This section will guide you through the steps you will need to complete in order to sit ISAT via remote proctoring. There are several tasks you are required to complete prior to your ISAT Test and completing each one is essential to a successful test day experience.

## Step by Step Guide To Remote Proctoring

### Introduction

To sit the ISAT via remote proctoring in 2022, you will need to use a desktop computer or laptop. **iPads, tablets or mobile phones are not suitable.** Review the list of requirements below for your camera, operating system, upload/ download speeds, RAM, ports, microphones and browsers. Also included is a list of technology not currently supported by ProctorU.

Generally a desktop device with a webcam will be a superior option to a laptop, however there is nothing wrong with sitting the test using a laptop. We would recommend you use an external mouse as track pads will be difficult in test conditions. If you use a laptop, a 15" or larger screen is recommended for best results. However, a 13" screen will be acceptable, but it will simply mean that you will have to scroll more in order to see the information in the questions. Please ensure that your screen resolution is set to a minimum of 1280 x 1024.

You will also need:

- A functioning microphone (some web cameras have them built-in)
- A compatible browser: Google Chrome (preferred) or Mozilla Firefox

### Do I need to purchase a new computer to sit the ISAT test?

No, it is not necessary to purchase a brand new computer, as long as your computer meets the minimum requirements you should be able to complete your test. If you do not have a computer, consider borrowing one from a friend, relative or even school.

If you are not able to access a computer please contact the ISAT Office for advice

### Technical specifications:

Requirement Type	Minimum	Recommended
Internet Connection	Wifi Connection	Wired Connection
PC Users	Windows 8 (Windows 10 S mode is not supported)	Windows 10 (10 S mode is not supported)
CPU	more than 2 core CPU less than 85% CPU Usage	more than 4 core CPU less than 50% CPU Usage
Webcam	640x480 resolution	1280x720 resolution
Internet Download Speed	1 Mbps	12 Mbps
Internet Upload Speed	1 Mbps	3 Mbps
RAM	4 GB less than 90% Ram Usage	16 GB less than 70% Usage
Connectivity Ports	1935, 843, 80, 443, 61613, UDP/TCP	1935, 843, 80, 443, 61613, UDP/TCP
Screen Resolution	1366 x 768	1920 x 1080 and above
Chromebook Users (Only for Automated Proctoring. Is not Supported for Live Proctoring)	Chrome device is running the latest version of Chrome OS.	Chrome device is running the latest version of Chrome OS.

## Technical trouble shooting:

### Internet Connection/Bandwidth

Testing with ProctorU requires a strong and stable internet connection to support screen sharing and remote proctoring software. Issues with stability or speed may prevent you from testing or may cause issues during your exam. Try some of the tips on the ProctorU website if you are experiencing issues with your internet.

**Hotspots and tethering are not supported due to stability issues.**

### Troubleshooting your microphone

A microphone is required for your exam so that the proctor can hear you. If your microphone is not working, try some of the [troubleshooting steps](#) found on the ProctorU website.

### Troubleshooting your webcam/camera

A camera is required for your ISAT sitting so that the proctor is able to monitor your testing environment. If your camera is not working, try some of the [troubleshooting steps](#) found on the ProctorU website.

### Supported Browsers

Ensure that your browser is up to date and you have the **ProctorU extension installed**. Follow the steps below to download your preferred browser and extension, and how to make sure you're running the latest version. [Information on browsers](#).

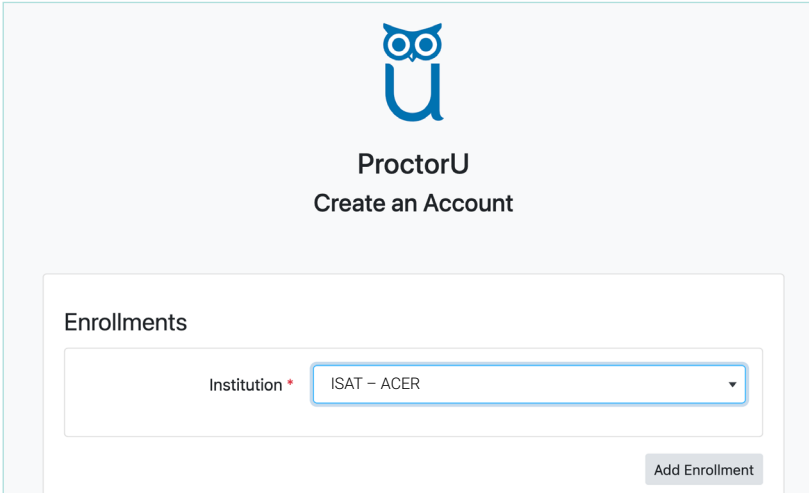
## Creating a ProctorU account

**Step 1** – Go to the **ProctorU website** to create a ProctorU account. Please note that this is a separate account from your ACER account. If you have an existing ProctorU account and previously selected an institution other than ACER, you can log into your account and add 'ISAT - ACER' to the enrolment in your account setting.

When you create your account with ProctorU, you **MUST** use the **same email address** that you have used in the **ACER registration system**. This will ensure that your test booking and identity can be verified when you sit the test by remote proctoring.

**Step 2** – Enter your details to set up your account:

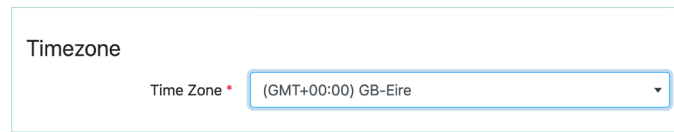
Please ensure that ISAT has been selected as your institution under 'Enrolments' when you create your ProctorU account.



The screenshot shows the ProctorU account creation interface. At the top is the ProctorU logo, which is a stylized owl with the letter 'U' below it. Below the logo, the text 'ProctorU' and 'Create an Account' are centered. Underneath, there is a section titled 'Enrollments'. Within this section, there is a dropdown menu labeled 'Institution \*' with 'ISAT - ACER' selected. To the right of the dropdown menu is a small downward-pointing arrow. At the bottom right of the dropdown menu area, there is a button labeled 'Add Enrollment'.

**Step 3** – Please also select the correct time zone for your location. This is very important to ensure your test session is booked at a time convenient to you. See examples below:

- Singapore (SGT)
- China (CST)
- Malaysia (MYT)
- UK – British Summer Time (BST)
- Australia – East Coast (AEST), West Coast (AWST), Central (ACST)



Timezone

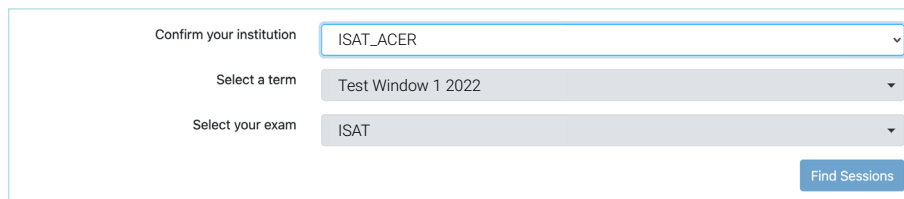
Time Zone \* (GMT+00:00) GB-Eire

**Step 4** – Scheduling your session

Once you have received your invitation from ProctorU containing your unique session link (the link will be sent between 5 to 7 days after you have completed your registration) you will be able to log in to your ProctorU account and select 'Schedule New Session'.

Select 'ISAT - ACER' for the institution and the relevant choices for the following selection boxes.

- When it comes time to book your test log in to your ProctorU account and select 'Schedule New Session'.
- We advise candidates to schedule their test earlier in the test window to enable rescheduling if any issues occur during their test. **Please note we are unable to reschedule you after the close of the test window you are registered for.**
- Select 'ISAT – ACER' for the institution and the relevant choices for the following selection boxes.
- Select your term – select the test window
- Select your exam – ISAT



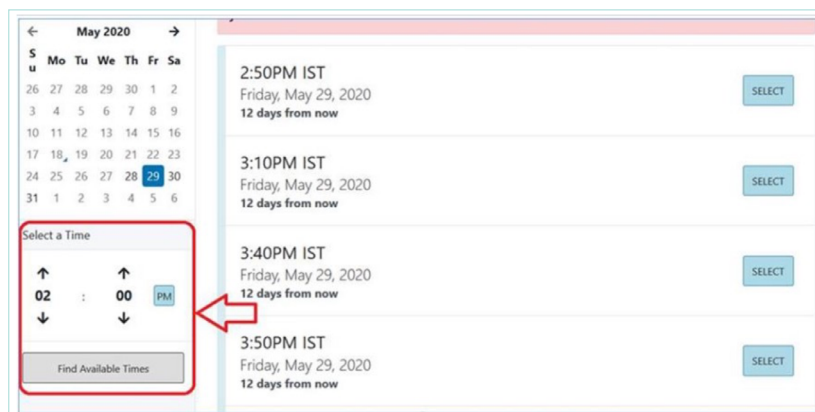
Confirm your institution ISAT\_ACER

Select a term Test Window 1 2022

Select your exam ISAT

Find Sessions

- Choose the date and time you'd like to take the exam and click **Schedule**.



May 2020

26 27 28 29 30 1 2

3 4 5 6 7 8 9

10 11 12 13 14 15 16

17 18 19 20 21 22 23

24 25 26 27 28 29 30

31 1 2 3 4 5 6

Select a Time

02 : 00 PM

Find Available Times

2:50PM IST  
Friday, May 29, 2020  
12 days from now

3:10PM IST  
Friday, May 29, 2020  
12 days from now

3:40PM IST  
Friday, May 29, 2020  
12 days from now

3:50PM IST  
Friday, May 29, 2020  
12 days from now

When scheduling your exam, pay attention to the time you are choosing if you select **12AM** you are scheduling for **Midnight (AM = Morning, PM = Afternoon)**.

Please account for anywhere from 10 to 30 minutes to complete the pre-test procedures in addition to the time you'll spend in your exam. This is the time it takes to verify your identity, secure your environment, and get you into your ISAT test. The pre-test procedures do not take any time away from the time allocated for your exam.

**Your test does not start until you are actually in your ISAT test and the timer starts.**

## Once I have made my booking can I reschedule my session if I need to?

ProctorU reservations can be changed. The window for bookings and any changes will close 3 days out from the start of the test window after this time no changes will be permitted. Please follow the steps below to reschedule:

- a. Log into your ProctorU account.
- b. Select your Term and the Exam you are taking.
- c. Choose the date and time you would like to take the exam and click Schedule.

If you do need to change your session time/day, you may find that the time you want is already booked out, so any changes should only be made if absolutely necessary.

**COVID-19 Note:** ProctorU is currently experiencing high testing volume. If you have a scheduled exam session, keeping it is the best way to ensure you will be able to take your test. If you cancel or are a No-show for your test, there may be delays in being able to schedule you quickly, and you may miss your exam window.

## ACER Test App

In order to complete the ISAT test you will be required to download the ACER Test App. This is a secure platform that houses the test itself.

You must install the ACER Test App on the device that you intend to sit the test with. It is important that you download and install the application prior to your scheduled test sessions as you will not be able to sit the test without having the test application on your device.

**The ACER Test App link will be emailed to all candidates before the test window.**

To install simply click on the link provided.

The ACER Test App will automatically download and save to your desktop.

To sit the test by remote proctoring, you are required to download and install the ACER test app.

- for Windows 7 or higher – to be supplied by email before the test window.
- for Mac OS X 10.10 or higher – to be supplied by email before the test window.

**Mac Gatekeeper may block the app; if that happens, please click here for instructions on how to proceed:**

<https://support.apple.com/en-au/guide/mac-help/mh40616/mac>

**Please note you are neither required nor able to log in to the ACER Test App until your scheduled test session.**

If you are unable to install the ACER Test App on your computer the cause could be, but not limited to, firewall or antivirus. Please note these restrictions are beyond ACER's control.

**IMPORTANT:** Ensure any remote controlling software such as TeamViewer, VNC and Apple Remote Desktop have been disabled or uninstalled before you sit the test. The deliberate use of any such programs will be deemed a serious act of misconduct, resulting in the cancellation of results and a possible disqualification.

## Candidates with Reasonable Adjustments

If you have been approved for Reasonable Adjustments, you will receive a notification from the ISAT office in the usual manner. Have this with you for your session and show it to your proctor if asked. The ISAT office will update your ProctorU account with your allowances, and will add any approved adjustments to your test session via the ACER Test App.

# ISAT Checklist

Please use the checklist below to ensure you have completed all steps by the close of registration.

**Step 1** – Register to sit the test via the ISAT website

**Step 2** – Create your ProctorU account

**Step 3** – Schedule your ProctorU test session

**Step 4** – Complete all the technical checks (this can be completed at any time, as often as your need).

**Step 5** – Download the ProctorU Extension ([Chrome](#) or [Firefox](#))

**Step 6** – Download the ACER test App (ACER will email this to you)

**Step 7** – Login to ProctorU to sit ISAT test at your scheduled time

## Taking your test

Once your space is ready and it is time to take your ISAT test, you will need to log into your ProctorU profile.

- You must have the following items with you:
  1. One form of non-expired, government-issued, photo ID. Ensure that the names on your ID are displayed the same way they are displayed on your test record.
  2. A small erasable whiteboard and pen, **OR** 2 pieces of A4 sized scratch paper and two (2) pens.
  3. A clear water bottle (no labels attached)
  4. Mirror (hand held is fine) or other reflective device
- Test takers are permitted to have two sheets of scratch paper i.e. 2 sheets of blank A4 sized paper **OR** a small erasable whiteboard and marker to complete workings and notes.
- Before your session starts your proctor will ask you to show them both sides of your paper or whiteboard. At the completion of your test session, the proctor will ask you to show your rough work to the webcam and then instruct you to dispose of the paper by ripping it up or will ask to see your erased blank whiteboard.
- The ACER Test App has an inbuilt timer so there should be no need for additional timers.
- There should be no other items on your desk during the test session. Mobile phones must be switched off and placed in a location away from your workspace. Proctors will monitor where you store them during your session.

Candidates whose native language is not English may bring a printed bilingual dictionary into the test. Dictionaries must not contain definitions of English words in English. The pages must be unmarked and all notes removed. Any candidate taking this option must submit the dictionary to the proctor for inspection before the test begins. Candidates should note that electronic dictionaries are not permitted.

## What items are prohibited?

There are certain items that are not permitted on your desk or near you during your test session, these include

- Mobile phone,
- Calculators,
- Stopwatches,
- Audio or recording devices of any kind, including cameras,
- MP3 players,
- Digital, analogue and smart watches smart glasses, fitbits etc.
- Standard English Dictionaries, books, notes
- Pencil cases, and rulers,
- Food,

- Earplugs,
- Bluetooth devices such as headphones,
- Dual monitors,
- Head coverings (unless it is for religious reasons)

Access to food (including sweets and nuts), earplugs, medication or other medical equipment (e.g. support cushion, sit/stand desk) requires special permission. If you think you will need any of these you will need to apply for reasonable adjustments (see page 6). If you are unsure email the ISAT office. It is recommended you eat before your test session, but you are permitted to eat/drink and use the bathroom while you are waiting to connect to a proctor, or if you have delays beginning your test.

## Beginning your Test – Step by step

This process will likely take between 10 to 30 minutes unless you experience technical difficulties which means it could take an hour or more in severe cases. Be sure to test your equipment before test day to minimise the chance you will have technical issues. If you do experience technical issues, ProctorU will do what they can to assist you to resolve your issues. This time is not subtracted from your allocated test time – stay calm and try not to panic.

1. Log in to your ProctorU account 2-3 minutes before your scheduled appointment (there is no need to do this any earlier) and click **Start Session** when the countdown timer reaches 0:00:00.  
**Pre-checks:** If you have not already downloaded the ProctorU extension, you will be prompted to download it. You will be required to accept exam guidelines and [terms of service](#). The browser will prompt you to share your screen, this is a requirement when remote proctoring online. You will be automatically guided through a series of equipment checks to make sure your system meets minimum requirements.
2. **Photos & Authentication:** You will be required to take a photo of yourself as well as your I.D. for identity verification purposes.
3. **Chatbox download:** You will be prompted to download and run a LogMeIn Rescue applet file that will bring up a chat box allowing you to text with your proctor. If prompted, be sure to click “open” or “allow” to give the file permission to run. When the chat box says “waiting,” it means that you are in the queue waiting for your proctor.  
**TIP:** If your status shows “waiting,” do not re-download the applet file as that will put you back at the end of the queue.
4. **Proctor Connection & Confirmations:** Your proctor will greet you and confirm that you have passed your identity verification steps. You will review the exam rules with your proctor and they will ask to see any permitted resources that your instructor has permitted you to use during your exam.
5. **Remote System Check:** Your proctor will ask to take remote control of your mouse and keyboard via the LogMeIn Rescue applet in order to make sure no unpermitted programs are running. You will be able to see everything that your proctor is doing during this step, and it is impossible for them to access any files without your knowledge.
6. **Camera Pan:** Your proctor will ask you to show the 4 walls of your room as well as your desk space via your webcam. You may or may not also be asked to show your computer monitor. Your proctor will make sure your cell phone is out of reach. Navigating to the Exam & Password Entry: Your proctor will then direct you into your LMS or exam delivery system so that he or she can unlock your exam with the password provided by ACER.
7. **Take Your Exam:** Your proctor will release control of your computer and you will begin your exam when you are ready.

**NOTE:** Your webcam view and your screen will be recorded through the duration of your exam.



## Finishing your Test Session

8. **Alert the proctor when finished after submitting:** After you have submitted your exam, let your proctor know through the chat box that you're finished. If you used scratch paper you will be required to tear this up in front of your proctor **or** wipe clean your whiteboard before you close out of your session.
9. **Log out of your exam site and browser:** Your proctor will observe you logging out of the test website and close out of all browser tabs.
10. **Close out of ProctorU chat box:** This will end your session with ProctorU. Once the chat box closes, you'll be invited to complete a customer satisfaction survey.

You're all done!

## Technical Issues

### What do I do if there are delays in connecting me to a proctor?

It's important to stay calm. There will be lots of people using the ProctorU system and demand may be higher or lower depending on when you book your test session. Many test takers will experience short delays in connecting to a proctor.

It is important that you stay online: if you log out and then back in again you may find that you lose your booking slot which remains open to you for 30 minutes past the scheduled start time. If you surpass the 30 minute window, you will need to schedule a new test session within the ISAT test window – you can do this by contacting ProctorU support and the ISAT Office.

Remember you can eat, drink, and use the bathroom while you wait!

If you need immediate assistance during your test sitting, please access your [ProctorU Account](#) and use the Live Chat feature OR Call 0011-1-855-772-8678

### What do I do if I experience technical or connection problems during my test session?

If you have technical issues or something goes wrong during your test, the proctor will try to help you. If the issues are related to technology they will transfer your session to a technical support team member. It is important to remain calm, you may eat, and use the bathroom while this is happening. If you do leave your computer while technical issues are being resolved, it is a good idea to have someone watch your computer in case you are required to action something from your side.

We understand that remote proctoring can be stressful. It is important to know that if you are having ongoing issues and become distressed that you can stop if you need to. You can reschedule your session to another day and time, to provide an opportunity to resolve the technical issues you are facing. This may include finding another computer, changing location or both. If you are unable to resolve the issues you are facing, please notify the ISAT Office by email for advice regarding next steps.

If your technical issues are insurmountable and neither you nor ProctorU can resolve them, then you should email the ISAT office for support once you disconnect from your proctor.

Similarly, any complaints relating to the test session should be reported **immediately** to the ISAT Office so the issue can be addressed without delay.

**Important note:** It is not possible to schedule tests outside of the allocated test window. All technical or other issues arising during remote testing must be addressed immediately and resolved during the allocated test window

# Appeals and Complaints

If you have a serious complaint or wish to make an appeal in relation to your test sitting or results, please read the [ACER complaint and appeals policy](#).

Any complaints relating to test sittings should be reported immediately to your proctor at the time of your test session, and in writing to the ISAT Office **immediately** after your test session so that the issues can be resolved within the testing window.

**Please note:** It is not possible to schedule tests outside of the allocated test window. All technical and or delivery issues arising during remote testing must be addressed immediately and resolved during the allocated test window.

Candidates are advised that HPAT – Ireland results are released only after careful calculation and extensive checking. For this reason remarks for any component of the test including Written English are not offered.

## Misconduct

ISAT is a high stakes test; that is, the results of the test have the potential to make a major impact on the future international study plans of the candidate. For this reason, ACER has established security procedures which will be strictly enforced at all times.

It is the responsibility of candidates to ensure that they understand that the following are considered to be breaches of test rules:

- the giving of false or misleading information during the registration process
- attempting to gain access to test questions prior to the test
- attempting to gain unauthorised access to or copy the test or administration processes in the test room
- attempting to take the test on behalf of another person
- allowing another person to attempt to take the test on your behalf
- attempting to remove any notes from the testing room
- failure to follow test supervisor's instructions at all times
- giving or receiving assistance during the test
- creating a disturbance
- using unauthorised aids (including but not limited to notes, note paper, calculator, mobile phone, recording device, smart devices, accessing the internet etc.)

**The penalty for any of the above breaches will be the cancellation of the candidate's test and a ban from registering to sit for ISAT on future occasion.**

## After the Test

### ISAT results

ISAT 2022 results will be released within two weeks of the last day of the test window sitting. You will receive an email from the ISAT Office when your results become available. Your results will then be accessible via your ACER account.

A Statement of Results will be generated and you should print and save it for your records. The ISAT Office does not issue physical certified hardcopy of your results.

As an applicant to a university, it is your responsibility to supply the university with your ISAT ID and your ISAT results.

**At the time of registering for your ISAT sitting, you should nominate which university/universities can access your ISAT results for the purposes of verifying the record you supply to them.** If you wish to change the list of nominated universities after you received your results, please contact the ISAT Office.

Candidates are advised that ISAT results are released only after careful calculation and extensive checking.

# ISAT 2022 Declaration

**IMPORTANT:** Please read the **LEGAL NOTICE** at the end of the ISAT Information Booklet 2022.

That Booklet, including its Legal Notice, as well as any instructions issued from time to time regulating candidates' sitting of the ISAT and this declaration will form the binding legal agreement ("the Agreement") between You and The Australian Council for Educational Research Ltd (ABN 19 004 398 145)("ACER") for administering your registration for, undertaking of and all consequent activities regarding the ISAT provided digitally in an ISAT testing centre and or from another location by remote proctoring in 2022.

Ensure You understand fully and are familiar with the contents of the Agreement before You complete your registration for the ISAT as it details important conditions in respect of your participation in the ISAT.

The declarations below signify You AGREE:

1. To the Agreement which will apply to Your registration for and participation in ISAT in 2022 and all matters consequent thereon;
2. In the event of an ISAT sitting in 2022 being compromised or having to be cancelled due to circumstances beyond ACER's reasonable control it may be necessary for You to, and at ACER's sole discretion:
  - a. re-sit ISAT:
    - i. on a date;
    - ii. at a testing venue; and
    - iii. with a remote proctoring service;
  - b. other than that originally specified by ACER; and undertake further action in finalisation of those alternative arrangements;
3. for logistical reasons and in ACER's sole discretion, to being allocated a date, time and testing venue then available in respect of your undertaking of the ISAT i.e. you will not have a choice of date, time and venue;
4. to comply with any direction, guidelines or policy issued by ACER concerning compliance with public health orders or regulations applicable to your undertaking of the ISAT;
5. That to sit ISAT in 2022 You are a bona fide prospective applicant to a course for which ISAT is a pre-requisite;
6. You meet the requirements for eligibility set out in the ISAT Information Booklet 2022;
7. Not to use or divulge to any third party, information concerning the test questions in ISAT for Your own or any third party's personal or commercial gain;
8. Not to post or publish any specific part or aspect of the content of ISAT. This includes publication on the internet, in any digital format or other format;
9. That the information You give in Your application for registration for the ISAT in 2022 is true and correct. The giving of false or misleading information constitutes misconduct and may jeopardise Your chances of being admitted into any course for which ISAT is a pre-requisite;
10. That You are the person whose name and address appears on this registration.
11. That your registration is to reserve a place for you in the relevant sitting of ISAT.

I CONFIRM that I have read the ISAT Information Booklet 2022;

I AGREE TO AND ACCEPT the terms and conditions of the Agreement specified above and, specifically, the Legal Notice;

I CONFIRM that I have read the Privacy Statement for ISAT;

I GIVE THE CONSENTS specified in the ACER Privacy Statements (should you not wish to give the consents specified by ACER or have any queries please notify ACER by using the contact details contained in its Privacy Statement.

## Registering for ISAT online is a 5 step process:

Step 1: Test Session and Personal Details

Step 2: Additional information

Step 3: Publications

Step 4: Confirmation

Step 5: Payment

*Proceed to the secure payment screen and follow the instructions. After you have paid, you may wish to print the Tax Invoice/Receipt for your records. A copy will also be emailed to the address you have provided.*

## Confirmation email

*A message will be sent to your email address, containing your registration details. Please inform the ISAT Office as soon as possible of any errors contained in that email, by replying to that message.*

## Legal Notice

1. By completing and submitting the registration form for the ISAT in 2022 located at <https://isat.acer.org> You are offering to enter into a legal agreement with the Australian Council for Educational Research Ltd (ABN 19 004 398 145) (ACER).
2. The TERMS AND CONDITIONS which will apply to Your application for registration and to Your registration to participate in the ISAT in 2022 are contained in this Booklet, including this Legal Notice and the online legal declaration you complete. The Terms and Conditions cover, amongst other things, Your sitting of the ISAT, payment of the registration fee, refunds of fees, access to ISAT preparation materials and release of the ISAT results.
3. Before lodging Your Registration, You should make sure You understand fully and are familiar with the contents of this Booklet, including this Legal Notice and the online declaration.
4. You may have legal rights and guarantees under certain laws including the Australian Consumer Law (being Schedule 2 to the Competition and Consumer Act 2010 (Cth), as amended from time to time). If the publication of this Booklet or Your registration for or participation in the ISAT in 2022 involves a supply of goods or services to a consumer within the meaning given in those laws, nothing contained in this Booklet excludes, restricts or modifies the application of any consumer guarantee provided in those laws, the exercise of any right or remedy in respect of, or the imposition of any liability for the failure to comply with any relevant guarantee.
  - Subject to point 4:
    - a. the ISAT is a selection tool used by certain educational institutions and your results in respect of ISAT may not be used or relied on for any other purpose;
    - b. .To the maximum extent permissible by law (and for the avoidance of doubt, subject to any guarantees, rights, remedies or obligations which cannot be excluded, restricted or modified under certain laws including the Australian Consumer Law), ACER expressly, irrevocably and totally disclaims any liability whatsoever for any loss or damage whatsoever and howsoever arising in connection with or resulting from: Your participation (actual, potential, contemplated or cancelled for any reason whatsoever) in ISAT; and Your test results, including, but not limited to, any representations made by ACER or its personnel (including agents, subcontractors and consultants) in respect of ISAT and the accuracy of any information contained in this Booklet;
    - c. To the fullest extent permitted at law, You acknowledge and accept that the entire risk of Your participation in ISAT is assumed by You and that ACER will have no liability whatsoever to You for any loss, harm, damage, cost or expense (including legal fees) or any direct, special, indirect, incidental, punitive or consequential loss or damage (including, without limitation, economic loss, loss of contract, profit, revenue, income, opportunity, goodwill, information, anticipated savings, business relationships, production or data) whatsoever and howsoever arising;

- d. You acknowledge and accept that, to the fullest extent permitted at law, ACER gives NO WARRANTY or guarantee and makes no representation whatsoever that: registering for or sitting the ISAT will guarantee You or secure for You a placement with an educational institution; or that You will be provided with Your ISAT results (other than in strict accord with this Agreement).
5. Subject to the Australian Consumer Law and, otherwise to the fullest extent permitted at law, You release and fully indemnify ACER, its officers, employees and agents from and against all claims, liabilities, costs, demands and expenses whatsoever caused by you and howsoever arising from or in connection with:
    - a. Your registration for or participation (actual, potential, contemplated or cancelled) in the ISAT; or
    - b. Any breach by You of the terms and conditions of Your participation (actual, potential, contemplated or cancelled) in the ISAT; or
    - c. Any misconduct by you in relation to the ISAT.
  - These releases and indemnities survive Your participation (actual, contemplated, potential or cancelled) in the ISAT and whether or not You are offered or accept a placement with any educational institution for any course whatsoever.
6. In the event that any law implies terms or guarantees into the offering or conduct of the ISAT which cannot be lawfully excluded, restricted or modified, such terms or guarantees will apply, save that the liability of ACER for breach of any such term or guarantee will, to the extent legally permitted, be limited to the refund of the price paid for any relevant goods or services.
  7. ACER has made every effort to ensure the accuracy of the information provided in this Booklet. However, from time to time, due to changed circumstances ACER may need to change the arrangements concerning the administration of the ISAT and ACER (without amending your legal obligations or remedies) reserves the right to alter or amend any detail contained in the Booklet in its absolute and unqualified discretion. Any alteration or amendment will take effect immediately upon publication of the alteration or amendment on <https://isat.acer.org>
  8. By completing and submitting the ISAT registration form:
    - a. You confirm that You have read in its entirety and accept the contents of this Booklet, including the Legal Notice and the online declaration.
    - b. You confirm Your agreement with the terms and conditions contained in this Booklet and the online declaration.
    - c. You acknowledge that You have been entitled to obtain legal advice concerning any matter covered in this Booklet, whether or not You have in fact sought any legal advice.
    - d. You acknowledge and accept that this Booklet and the online declaration contains the entire agreement between You and ACER concerning Your participation in the ISAT in 2022 and that no matter, information or representation not expressly contained in this Booklet and the online declaration has induced You or had any bearing on You to seek registration for the ISAT in 2022.
    - e. You accept and unconditionally undertake to strictly comply with the terms and conditions contained in this Booklet and the online declaration.
    - f. You acknowledge and accept that Your agreement with ACER will be governed by the laws of the State of Victoria, Australia.
    - g. You submit to the jurisdiction of the Courts chosen by ACER and any of the Courts of Appeal therefrom to determine any dispute (whether as to the interpretation of Your agreement with ACER, or any matter concerning performance or compliance of the agreement or otherwise) or to determine any claims brought or made against You by ACER or its authorised nominee.