

# ISAT

International Student Admissions Test

## Information Booklet





[isat.acer.org](https://www.isat.acer.org)

IMPORTANT: Please read the LEGAL NOTICE at the end of this Booklet.

This Booklet, including the Legal Notice will form part of the binding agreement between you and the Australian Council for Educational Research Ltd (ABN 19 004 398 145) ("ACER") if you register to take the ISAT in 2025.

You should make sure that you understand fully and are familiar with the contents of this Booklet (including the Legal Notice) before you register for the ISAT in 2025.

# Important ISAT dates for 2025

Registration for all testing cycles in 2025 will open in November 2024.

## Scheduled dates with 4 test windows for 2025

Test Window 1: 13 – 24 January 2025 (23-24 resits only)  
Test Window 2: 28 April – 9 May 2025 (8 & 9 resits only)  
Test Window 3: 28 July – 8 August 2025 (7 & 8 resits only)  
Test Window 4: 27 October – 7 November 2025 (6 & 7 resits only)  
**Note:** Last two days of each test window will be used for resits only.

## Registration system closes

Test Window 1: 2 January 2025 (9 pm AEDT)  
Test Window 2: 14 April 2025 (9 pm AEST)  
Test Window 3: 14 July 2025 (9 pm AEST)  
Test Window 4: 13 October 2025 (9 pm AEDT)

## Changes to registrations – deadlines

Test Window 1: 2 January 2025 (9 pm AEDT)  
Test Window 2: 14 April 2025 (9 pm AEST)  
Test Window 3: 14 July 2025 (9 pm AEST)  
Test Window 4: 13 October 2025 (9 pm AEDT)

## Refund requests close

Test Window 1: 2 January 2025 (9 pm AEDT)  
Test Window 2: 14 April 2025 (9 pm AEST)  
Test Window 3: 14 July 2025 (9 pm AEST)  
Test Window 4: 13 October 2025 (9 pm AEDT)

## Deferral requests close

Test Window 1: 2 January 2025 (9 pm AEDT)  
Test Window 2: 14 April 2025 (9 pm AEST)  
Test Window 3: 14 July 2025 (9 pm AEST)  
Test Window 4: 13 October 2025 (9 pm AEDT)

## Results available

Within two weeks of the last day of the test window

## Reasonable adjustment requests deadline

Test Window 1: 2 January 2025 (9 pm AEDT)  
Test Window 2: 14 April 2025 (9 pm AEST)  
Test Window 3: 14 July 2025 (9 pm AEST)  
Test Window 4: 13 October 2025 (9 pm AEDT)

# Contents

<b>1. Contact us</b>	<b>1</b>
Proctoru support	1
<b>2. About the exam</b>	<b>2</b>
Which universities require an isat score to apply?	2
Test structure	2
<b>3. Before the test</b>	<b>3</b>
Key points	3
Registering for isat	3
How do i create an acer online account?	3
Completing your registration for isat	3
Registration deadline(s)	3
Payment and deferral/refunds	4
How do i apply for a refund?	4
How do i apply for a deferral?	4
Reasonable adjustments	5
Supporting documentation	5
List of common reasonable adjustments	5
Setting – allowance for a test taker to undertake a test with permitted aids	5
Timing and scheduling – for a test taker with reasonable adjustments	5
How do i apply for reasonable adjustments?	5
Do i need to apply for reasonable adjustments again if i did so in a previous sitting?	6
Can i still sit the isat if i am a ‘no show’ in my test window?	6
<b>4. Preparing for the ISAT</b>	<b>7</b>
Key points	7
Should i attend an isat preparation course?	7
Test-taking strategy	7
ISAT preparation materials	7
Sample questions	8
<b>5. During the testing window</b>	<b>10</b>
Key points	10
What is remote proctoring?	10
How do i book a test session?	10
What identification do i need to complete my test?	10
What will i need to complete my test?	11
What items are prohibited?	11
Completing the test?	11
Answering the test questions	11
What is the ACER Test App?	11
What do i do if i have technical issues, or something goes wrong during my test session?	12
What if i am absent or a ‘No Show’ for my test booking?	12

<b>6. Technical requirements</b>	<b>13</b>
Introduction	13
Do i need to purchase a new computer to sit the isat?	13
Technical specifications	13
Technical trouble shooting	14
A) internet connection/bandwidth:	14
B) troubleshooting your microphone:	14
C) troubleshooting your webcam/camera connection/bandwidth:	14
How do i create a proctoru account? (Step by step instructions.)	14
Download the guardian browser	16
Once i have made my booking can i reschedule my session if i need to?	16
'No show' for your scheduled booking	16
<hr/>	
<b>7. ACER Test App</b>	<b>17</b>
The ACER Test App link will be emailed to all test takers before the test window.	17
<hr/>	
<b>8. Pre-test checklist</b>	<b>17</b>
ISAT checklist	17
<hr/>	
<b>9. Taking your test</b>	<b>18</b>
Test takers with reasonable adjustments	18
Beginning your test – step by step	18
Finishing your test session	19
<hr/>	
<b>10. Technical issues</b>	<b>20</b>
What do i do if there are delays in connecting me to a proctor?	20
What do i do if i experience technical or connection problems during my test session?	20
<hr/>	
<b>11. After the test</b>	<b>21</b>
Key points	21
When will my results be available?	21
Currency of results	21
How does acer ensure equity and fairness?	21
<hr/>	
<b>12. Appeals and complaints</b>	<b>22</b>
<hr/>	
<b>13. Test security and misconduct</b>	<b>22</b>
<hr/>	
<b>14. ISAT declaration 2025</b>	<b>23</b>
<hr/>	
<b>15. ISAT legal notice</b>	<b>24</b>
<hr/>	

# 1. Contact us


The ISAT is developed and administered by the Australian Council for Educational Research (ACER).  
ACER is an independent not-for-profit organisation.

All important information about ISAT can be found in this Information booklet and on the ISAT website <https://isat.acer.org>.

For all other enquirers, contact the ISAT Office and include your full name and ISAT ID number so we can easily find your registration and previous correspondence.

Email is the preferred means of communication on matters concerning ISAT and all communications from the ISAT Office will be via email, unless otherwise agreed by ACER.

For privacy purposes all personal information should be provided via the secure message system within your ACER account



To ensure that your email provider does not flag important communication from the ISAT Office as spam, please save the ISAT email address [isat@acer.org](mailto:isat@acer.org) to your list of safe senders.

## **Email: [isat@acer.org](mailto:isat@acer.org)**

Email services are available: **Monday to Friday**  
All emails will generally be responded to within 24 hours.

Please note that response time may be longer in busy periods and after weekends or holidays.

**Message system:** Test takers can also contact the ISAT office through their ISAT registration account messaging system. Please use this method of correspondence for private and personal information. This includes:

- Reasonable Adjustment documentation
- Banking information
- Identification documentation

**Fax:** +61 (03) 9277 5757

Please address your fax to the ISAT Office.

**Mail:** ISAT Office at ACER  
Private Bag 55  
Camberwell  
VIC 3124 AUSTRALIA

Please note the ISAT Office does not advise sending communications by mail as it cannot be held responsible for postal losses or delays.

## ProctorU support

If you need immediate assistance, please access your [ProctorU Account](#) and use the Live Chat feature OR Call **0011-1-855-772-8678**.

If it is a non-urgent request, please enter the details of your request through the support website and a member of ProctorU support staff will respond as soon as possible. (Response times will fall within 24-48 hours).

## 2. About the exam

The International Student Admissions Test (ISAT) is a 3-hour online multiple-choice assessment independently developed by the Australian Council for Educational Research (ACER) to assist with the selection of students into medicine and health professions degree programmes.

ISAT is for international students applying to medicine, dentistry, occupational therapy, speech and language therapy courses, and veterinarian medicine at a selection of universities in Australia, Estonia and Ireland.

The purpose of ISAT is not to test your knowledge of specific academic subjects, it is to test your skills in the interpretation and understanding of ideas presented in a variety of ways. ISAT questions typically require the Test taker to read and think about a passage of writing, to interpret graphical displays of information, to use mathematical relationships and to reason about tables of data. All the information required to answer questions is contained in the stimulus material.

### Which universities require an ISAT score to apply?

You will need an ISAT score to apply for admission to any of the following courses:

- **Monash University, Melbourne** – [Undergraduate Medicine](#)
- **Monash University, Malaysian campus** – [Undergraduate Medicine](#)
- **University of Limerick** – [Occupational Therapy](#)
- **University of Limerick** – [Speech and Language Therapy](#)
- **University of New South Wales (UNSW)** – [Undergraduate Medicine](#)
- **University of Tasmania** – [Undergraduate Medicine](#)
- **University of Western Australia (UWA)** – [International Student Direct Pathway to Graduate entry Medicine](#)  
[International Students Direct Pathway to Graduate entry Dentistry](#)
- **Western Sydney University (WSU)** – [Undergraduate Medicine \(Apply via the International Office\)](#)
- **Eesti Maaülikool - Estonian University of Life Sciences** – [Veterinary Medicine](#)
- **Universidad de Navarra** [Undergraduate Medicine](#)

For information about specific courses and admission requirements, please refer to the relevant university websites. All course links can be found on the [ISAT Website](#).

**Please note:** At the time of registering for your ISAT sitting, you should nominate which university/universities can access your ISAT results for the purposes of verifying the record you supply to them. You may choose as many Universities from the available list as you like at any time prior to the close of the test window.

If you wish to change the list of nominated universities after the close of the test window, please contact the ISAT Office.

### Test structure

The ISAT is a 3 hour computer-based multiple choice test. It is presented in units, with stimulus material followed by questions. There are 100 questions with 4 or 5 answers from which the Test taker is asked to choose the most appropriate response. There is only one correct answer, with no marks deducted for incorrect answers.

ISAT is not a test of subject specific knowledge. Rather, it aims to assess a Test taker's 'critical' and 'quantitative' reasoning skills.

#### 'Critical Reasoning' (CR)

involves comprehending and analysing information; understanding, applying and extending ideas; drawing appropriate conclusions; and evaluating arguments. These questions use material from the humanities and social sciences.

#### 'Quantitative Reasoning' (QR)

involves analysis and application of information; drawing conclusions and making decisions; and solving problems. These questions use material from the mathematics and sciences.



## 3. Before the test

### Key points

All test takers need to create an ACER account and complete their registration by:

- **Test Window 1: 2 January 2025 (9 pm AEDT)**
- **Test Window 2: 14 April 2025 (9 pm AEST)**
- **Test Window 3: 14 July 2025 (9 pm AEST)**
- **Test Window 4: 13 October 2025 (9 pm AEDT)**

### Registering for ISAT

#### How do I create an ACER online account?

To register for ISAT, you will need to create an ACER online account. You can do this by following the link from the [ISAT Website](#).

When creating your account, you should ensure that your name and date of birth match exactly the identification document that you will present at your test session.

These details will also be printed on your Statement of Results, so it is important they are correct, and that nicknames are not included.

To create your online account, you must provide a valid email address which will be accessible during the registration, test and reporting cycle. Once an account has been activated it can be used for any future registrations.

If you make a mistake and need to change your name, date of birth or gender in your account, you will need to email the ISAT Office, and we will do it for you. You may be asked to provide a supporting document to ensure that it is actually you, and not someone else providing false information. Remember – for privacy purposes all personal information should be provided via the secure message system within your ACER account.

#### Completing your registration for ISAT

The only way to register for ISAT is online via the ISAT website. To register you need an online account with a working email address and a credit card. The email address you include will be used for all communication from the ISAT Office, including information on how to access your ISAT results.

Once you have created your account, please select ISAT as the test that you wish to register for, fill in the online registration form and submit the payment. Details entered in the registration form can be amended through your online account at any time. Before completing your registration, you will be asked to confirm that you have read this ISAT

2025 Information Booklet including the Legal Notice, and that you agree and accept the terms and conditions of participation in the ISAT. A copy of the information contained in the declaration can be found on page 23.

Once you have successfully completed your payment and registration, you will receive a confirmation email of your registration and payment receipt.

These will both be sent to your registered email address. When you receive these, please check that the spelling of your name listed in your confirmation email matches the identification document that you will present on the test day. You can review the information provided in your registration at any time by logging into your ACER online account.

### Registration deadline(s)

The registration deadlines for ISAT test for 2025 are:

Test Window 1: **2 January 2025 (9 pm AEDT)**

Test Window 2: **14 April 2025 (9 pm AEST)**

Test Window 3: **14 July 2025 (9 pm AEST)**

Test Window 4: **13 October 2025 (9 pm AEDT)**

Due to the requirements to lock in the final testing numbers no exceptions can be made to the deadlines for each test window.

Please note: Test takers may only re-sit after 12 months have elapsed from their last test sitting. For example: if a Test taker sat the ISAT on the 10th April 2024, they cannot re-sit until after 10th April 2025.



## Payment and deferral/refunds

Table of fees:

Fee type	Amount
Standard Registration fee	\$430
Refund administration fee	\$75
Deferral fee	\$70
No Show Fee	\$114

The fee to sit ISAT 2025 is \$430 AUD. Payment is made to ACER at the time of registration.

Payments are completed online by credit card (Mastercard, Visa Credit and Visa Debit). You will receive a payment confirmation/tax invoice by email once the payment is successfully completed. Please check your junk mail/spam folders if you do not receive your payment receipt. If you are still unable to find it, email the ISAT office.

Note: The online payment option operates through ACER's e-commerce facility via the ACER website. Credit card details are not recorded or stored by ACER but are encrypted at point of capture and transmitted directly to the bank, without entering ACER information systems.

*Please note: Your credit card statement may list ACER as the recipient, and a specific reference to ISAT may not be mentioned. If the amount charged to the credit card provided to complete the registration is wrongfully disputed, the registration may be cancelled, results may be withheld, or the Test taker may be blocked from taking further ACER administered tests.*

### How do I apply for a refund?

Registration fees for the ISAT 2025 test will be refunded with an administration charge of \$75 AUD unless a full refund is required by law. Requests must be submitted through your ACER account and a confirmation email will be sent to your registered email address once your request has been successfully submitted.

Please note that access to any preparation materials purchased with your ISAT registration will not be included in the refund.

The fee will be refunded to the credit card used for payment. If your credit card has changed since you paid your registration, please email the ISAT office.

**PLEASE NOTE:** Laws such as the Australian Consumer Law require refunds in certain circumstances. Apart from those circumstances, all moneys paid as part of

a registration to sit the ISAT are non-refundable, for example, if you simply change your mind about sitting the ISAT due to personal circumstances.

Registration fees for ISAT will be refunded without charge if requested within 14 days of your registration.

**After the 14-day period:** refunds will only occur in accordance with the Australian Consumer Law or any other applicable law; and an administration charge of \$75 AUD (including GST) will be deducted.

Refund requests must be completed by no later than the dates shown below.

Refund requests deadline:

Test Window 1: 2 January 2025 (9 pm AEDT)

Test Window 2: 14 April 2025 (9 pm AEST)

Test Window 3: 14 July 2025 (9 pm AEST)

Test Window 4: 13 October 2025 (9 pm AEDT)

### How do I apply for a deferral?

Test takers can defer their ISAT registration to any test window within the 2025 testing period. A deferral request will incur a fee of \$70 AUD.

You can defer the test date for your ISAT sitting once only. No changes to the test sitting can be made once the deferral request has been submitted. To defer your registration, you should log in to your account and select the 'Manage' option and then select the 'Apply for deferral' option.

You may defer your registration to any future test windows. You may not bring your test sitting forward to a test window held before your registered test window.

Only on rare occasions, where there are extenuating circumstances, a late deferral may be granted. This will be at ACER's discretion. Test takers who wish to apply for a late deferral due to extenuating circumstances should contact the ISAT Office no later than the test window. All deferrals will incur an administration fee of \$70 AUD (including GST).

**Once a deferral has been processed, test takers cannot then apply for a refund of their deferred sitting after the refund date listed on the 'Important ISAT dates' on the [ISAT Home page](#) for their new sitting.**

Deferral requests deadline:

Test Window 1: 2 January 2025 (9 pm AEDT)

Test Window 2: 14 April 2025 (9 pm AEST)

Test Window 3: 14 July 2025 (9 pm AEST)

Test Window 4: 13 October 2025 (9 pm AEDT)

## Reasonable adjustments

If you have a disability or other health-related or educational need that might interfere with your ability to sit the test in the standard manner, you should apply for reasonable adjustments as soon as possible after you complete your registration.

If you are unsure, we recommend you submit an application. All requests are assessed on a case-by-case basis and all reasonable efforts will be made to provide you with support and appropriate testing conditions for your needs.

**To complete all the pre-test preparations, all requests need to be submitted no later than the close of registration as listed below:**

Reasonable Adjustment requests deadline:

Test Window 1: 2 January 2025 (9 pm AEDT)

Test Window 2: 14 April 2025 (9 pm AEST)

Test Window 3: 14 July 2025 (9 pm AEST)

Test Window 4: 13 October 2025 (9 pm AEDT)

If you require reasonable adjustments due to a condition that occurred after the application deadline, please contact the ISAT Office for advice as soon as you can. You can send your supporting medical documentation through your ISAT account.

## Supporting documentation

**Please note there are changes to the types of medical documentation required to complete an application for reasonable adjustments.**

Please read the [Documentation Requirements Guidelines for Reasonable Adjustments ISAT](#) for more specific details on the documentation required.

### List of common reasonable adjustments

This list is not-exhaustive, other adjustments can also be granted.

#### Setting – Allowance for a Test taker to undertake a test with permitted aids

- Use of Irlen Spectral Filters
- Use of coloured overlay
- Printed bilingual dictionary for Test takers whose native language is not English
- Permission to have blood glucose testing kit and insulin
- Permission to have medication
- Permission to have food/drink
- Permission to stand and stretch

## Timing and scheduling – for a test taker with Reasonable Adjustments

- Extended time to complete a test
- Rest breaks

## How do I apply for reasonable adjustments?

Test takers must submit the online form and supporting documentation for their request through their ACER online account prior to the close of the relevant test window.

To apply complete the following steps:

1. Create an online account and register for ISAT (see page 3).
2. Once your registration is complete you can apply for reasonable adjustments through your online account. Please fill in the online form and provide details about your condition and reasonable adjustments – be detailed, we need to know exactly what you require.
3. Attach the supporting documentation for your request.

Please read the [Documentation Requirements Guidelines for Reasonable Adjustments ISAT](#).

4. Once your application is received, a confirmation email will be sent to your registered email address. The ISAT Office will contact you if further documentation or information is required for the assessment of your request.
5. All applications will be reviewed after the close of the relevant test window and you will be notified of the outcome as soon as possible after this. If approved, you will be able to view your approved adjustments through your online account. Your adjustments will be added to your ProctorU account by ACER and any additional time will be added to the timer on the ACER test app. For Test takers with rest breaks, you will be provided a separate rest break timer. The test will be paused during rest breaks and a separate rest break timer started.

All information regarding reasonable adjustments will be treated confidentially and will not be forwarded to the universities or admission authorities. Proctors on the test day will be informed of the adjustments provided to you, but not of your condition. If you wish that proctors, be alerted to the nature of your condition, please indicate this in your application.

**Note: For psychometric reasons there is no possibility of reviewing or giving special consideration to test results, such as adjusting results for any perceived or actual disadvantage; or whether the actual or perceived disadvantage arises from any incident on the sitting day, or any wanted adjustment to sitting conditions.**

**Consequently, it is important that any such adjustment be applied for in accordance with ACER's reasonable adjustments procedure. This will ensure such adjustments are made in advance of sitting.**

## Do I need to apply for reasonable adjustments again if I did so in a previous sitting?

Yes, you need to apply each time you sit ISAT. Arrangements will only be valid for the test window the application was submitted in.

## Can I still sit the ISAT if I am a 'No Show' in my test window?

Test takers who do not attend their scheduled ISAT ProctorU test session will be considered a 'No show'.

If you are a 'No show' for your ISAT session, you may still sit within your registered test window if there are testing days and session times available. Please contact the ISAT office by email and request a rescheduled session. There is a 'No show' administration fee of \$114 AUD which must be paid before a second session booking can be made. Once payment is received you will be sent a new ProctorU booking link to complete your rescheduled session booking.

Please Note: Test takers that attend their session on time, but encounter technical difficulties are **not** considered a 'No show'.

If you still wish to sit ISAT but are unable to do so within your allocated test window, you will be required to register for a future test window and will have to pay the full ISAT registration fee again.

Test takers may only use the 'No Show' rescheduling once within a test window. There are no penalties other than the loss of your fee if you do not attend your scheduled test session and are considered a 'No show'.



# 4. Preparing for the ISAT

## Key points

- ISAT does not draw on any particular body of knowledge or curriculum. Preparation should focus on being familiar with the question types and understanding what to expect.
- 2 x E-books are available for purchase. You do not need to register for the test to buy practice materials, but you do need an ACER account.
- All questions have the same value, therefore attempting as many questions as possible gives you the best opportunity to maximise your score

The purpose of ISAT is to assess your abilities in a range of cross-curricular skills. ISAT measures skills acquired over a period of time, including the ability to reason, make logical deductions and form judgements.

The test does not draw on any subject knowledge. There would therefore be little benefit to be gained by 'cramming' or coaching.

Your best preparation may be to read widely and to think critically about what you read. However, some familiarity with the question types typically presented in ISAT is an advantage. For this reason, some sample questions are provided on page 8 of this booklet.

You can purchase the ISAT Practice Test and the new ISAT Practice Test 2, via the registration portal [here](#). Practice Test 1 contains 45 questions and Practice Test 2 contains 50 questions both have the results at the end of each booklet.

## Should I attend an ISAT preparation course?

ISAT preparation courses are not recommended, authorised by, or in any way associated with, ACER. They are unregulated. You will need to assess for yourself whether any particular preparation course is able to supply objective and reliable evidence that participation is likely to improve your score to justify the often significant cost associated with them, and whether representations they make about themselves are accurate.

## Test-taking strategy

Questions in the ISAT are in multiple choice format. There is no right or wrong way to work through the test, it is best for you to develop your own strategies that suit your way of working in order to complete the test in the allocated time.

Each test section is timed. It is recommended that you work steadily through the test. It is not advisable to spend too much time on any one question. Read through all the alternative answers to a question, even if you think the first one is correct, before marking your chosen response.

If you think you know the answer to a question, mark your answer by clicking on the radio button corresponding to your chosen answer, even if you are not certain. Go on to the next question and come back later if you have time.

Remember: All questions have the same value, therefore by attempting as many questions as possible you stand the best chance of maximising your score. No marks are deducted for the wrong answer.

## ISAT preparation materials

ACER produces the only official ISAT preparation materials. All questions contained in our booklets have been used in past tests, hence they are the best guide for test preparation.

There are currently 2 publications in the form of an e-book (hard copies are not available).

Booklet	Cost	Information
Practice Test 1	\$16	45 questions
Practice Test 2	\$19	50 questions

We recommend you work through each booklet multiple times.

Practicing the types and style of questions is important so you know what to expect in the live test. Reading widely and often is also important.

When you purchase an e-book you are able to:

- Make two hard copies of the e-book which will be imprinted with your name and identifying details.
- Have unrestricted online access to the e-book you have purchased for 12 months commencing on the date the e-book is made accessible to you for the sole purpose of reading the e-book.

## Sample questions

The following provides a sample of the types of questions found in the test. Please note, the formatting of questions will appear differently in the computer based test.

Figures 1 and 2 provide some information about a model of the relationship between leg length ( $L$ , in metres, m), stride length ( $S$ , in metres, m) and speed ( $v$ , in metres per second,  $\text{m s}^{-1}$ ) for various animals. For any individual, stride length and speed can vary, but leg length is fixed.

Figure 2 relates *Relative Stride Length* ( $\frac{S}{L}$ ) to a parameter known as the *Froude Number* ( $\frac{v}{\sqrt{gL}}$ ).

In the graph, the line of best fit was obtained by observing a number of individuals from various animal species, travelling at different speeds.

Also shown are three points based on values obtained from individuals of three species – elephants, rhinoceros and camels.

- $g$  is acceleration due to gravity on Earth and is equal to about  $10 \text{ m s}^{-2}$

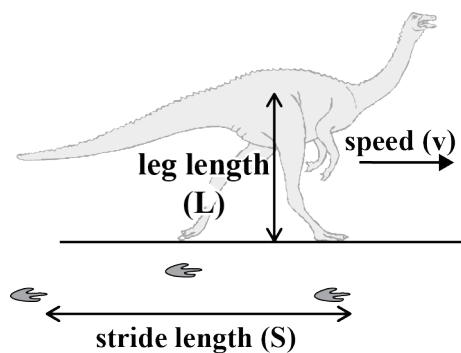


Figure 1

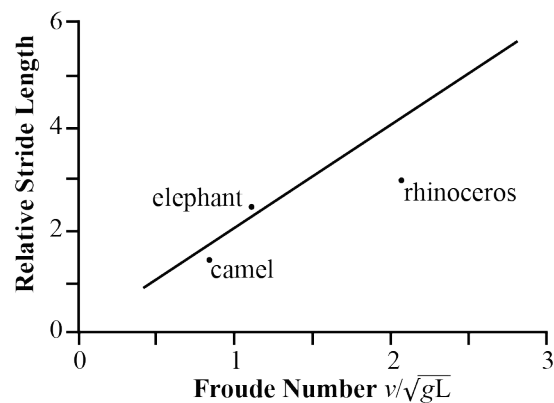


Figure 2

- 1 If an animal has a Relative Stride Length of more than 2, it is considered to be running.

Which of the individual animals shown in Figure 2 were running?

- A the elephant only
- B the rhinoceros only
- C the camel and the rhinoceros
- D the elephant and the rhinoceros

- 2 For the line of best fit, the ratio of *Relative Stride Length* to *Froude Number* is closest to

- A 1:1 .
- B 1:2 .
- C 2:1 .
- D 4:1 .

- 3 Based **just** on Figure 2, which of the individual animals shown had the greatest leg length?
- A elephant
  - B camel
  - C rhinoceros
  - D There is insufficient information provided to answer this question.
- 4 According to the line of best fit, two animals with the same *Froude Number* must have approximately the same value for
- A  $S/L$ .
  - B  $v$  only.
  - C  $L$  only.
  - D both  $v$  and  $L$ .

*In the 18th century it was discovered that Sanskrit, an ancient language once spoken in India, is related to a range of European languages. The discovery was made by a British scholar working in India, Sir Willam Jones. The passage below discusses Jones's discovery.*

Jones noticed many striking similarities between Sanskrit and European languages — the Sanskrit word for birch, for instance, was *bhurja*. The Sanskrit for king, *raja*, is close to the Latin *rex*. The Sanskrit for ten, *dasa*, is reminiscent of the Latin *decem*. And so on. All of these clearly suggested a common historical parentage. Jones looked at other languages and discovered further similarities. In a landmark speech to the Asiatic Society in Calcutta he proposed that many of the classical languages — among them Sanskrit, Greek, Latin, Gothic, Celtic, and Persian — must spring from the same source. This was a bold assertion since nothing in recorded history would encourage such a conclusion, and it excited great interest among scholars all over Europe. The next century saw a feverish effort to track down the parent language, Indo-European, as it was soon called.

- 1 The passage implies that
- A Latin developed from Sanskrit.
  - B Sanskrit developed from Latin.
  - C Latin and Sanskrit both developed from a third language.
  - D the resemblances between Latin and Sanskrit are superficial.
- 2 Jones's fellow scholars regarded his discovery as
- A a lucky guess.
  - B original and highly important.
  - C interesting but of little real importance.
  - D dangerous, since it challenged contemporary beliefs.

## 5. During the testing window

### Key points

- ISAT will run 4 Test windows, January, May, August & November.
- ISAT 2025 will be delivered via **remote proctoring**.
- You will need a computer or laptop to sit the test.
- You need to register with ACER and create a **ProctorU account** to sit the ISAT, using the same email address for both.
- You will need a valid ID to sit your test.

The ISAT exam will run over 4 Test windows in 2025.

- Test Window 1: 13 – 24 January 2025
- Test Window 2: 28 April – 9 May 2025
- Test Window 3: 28 July – 8 August 2025
- Test Window 4: 27 October – 7 November 2025

**Note:** Last two days of each test window will be used for Test takers that encounter technical difficulties and require a rescheduled session.

The test will be conducted online via remote proctoring and test takers will be able to select a time and day that suits them to complete their test.

### What is remote proctoring?

Remote proctoring involves sitting the test under live supervision using your own computer in a quiet and private location with internet connectivity. Please watch this [short video](#) to have an understanding of how remote proctoring works and what to expect.

*Note: Remote proctoring for ISAT is currently provided by ProctorU. ProctorU is based in the United States and by agreeing to sit the test by remote proctoring you will be required to provide your personal information to an overseas entity. In order to sit the test by remote proctoring you will need to provide your personal information to a third party, ProctorU (ACER's current provider of remote proctoring). The personal information you provide to ProctorU will be stored outside of Australia, the UK and the EU. You should read [ProctorU's privacy policy](#).*

### How do I book a test session?

To book a test session you will need to sign in to your [existing ProctorU account](#) or create a [new account](#).

Please note that this is a separate account from your ACER account. Make sure that you use the **same email address for both accounts**, the ISAT office will use your email address as an identifier on the ProctorU system and it is also a link to access the ISAT exam.

It is important to check that your ProctorU account is connected to the correct institution which is **ACER ISAT** and your correct time zone is selected for the country that you are located and going to sit the test in.

Step by step instructions and technical information are provided on page 13.

### What identification do I need to complete my test?

On the day of your test session, you will be required to show one form of photo-bearing identification.

The only acceptable forms of ID are:

- Current passport
- Current photo-bearing driver's licence
- (learner's permit, probationary or full licence)
- Current National Identity Card from your country of citizenship

Your selected ID must:

- Include a photograph that is recognisable as a likeness to you as you are on the day of the test.
- Be valid and not expired.
- Be original; photocopies and digital formats are NOT acceptable.

If you do not have one of these forms of identification, please allow enough time to organise one before the test date as you will not be able to sit the test without an approved form of identification.

**Digital identification and photocopies of identity documents are also not acceptable forms of ID.**

If you do not present one of the above identification documents, the proctor will not be able to commence your test session.

## What will I need to complete my test?

To successfully complete your ISAT, you will need:

- A computer or laptop (Tablets and mobile phones including Nexus, iPad, Tablets, Note are incompatible and cannot be used).
- Stable internet connection,
- A small erasable whiteboard and pen **or** markers (no bigger than 30 cm x 20 cm) **or** 2 pieces of A4 sized scratch paper and 2 pens **or** pencils, eraser, and sharpener,
- Acceptable current and photo-bearing identification document,
- Mirror (handheld is fine) or other reflective device,
- A clear water bottle (no labels attached).

Test takers are permitted to have two sheets of scratch paper i.e., 2 sheets of blank A4 sized paper **or** a small erasable whiteboard (no bigger than 30 cm x 20cm) and pens to complete their workings and notes.

Before your session starts your proctor will ask you to show them both sides of your paper or whiteboard.

At the completion of your test session, the proctor will ask you to show your rough work to the webcam and then instruct you to dispose of the paper by ripping it up or they will ask you to show your erased blank whiteboard.

The ACER Test App has an inbuilt timer so there should be no need for additional timers.

There should be no other items on your desk during the test session. Mobile phones must be switched off and placed in a location away from your workspace. Proctors will monitor where you store them during your test session.

Test takers whose native language is not English may bring a printed bilingual dictionary into the test. Dictionaries must not contain definitions of English words in English. The pages must be unmarked, and all notes removed. Any Test taker taking this option must submit the dictionary to the proctor for inspection before the test begins. Test takers should note that electronic dictionaries are not permitted.

## What items are prohibited?

There are certain items that are not allowed on your desk or near you during the test session, these include:

- Mobile phone,
- Calculators,
- Stopwatch,
- Audio or recording devices of any kind, including cameras,
- MP3 players,
- Digital, analogue and smart watches, smart glasses, fitbits, etc.,
- Standard English Dictionaries, books, notes,

- Pencil cases or rulers,
- Food,
- Earplugs,
- Bluetooth devices such as headphones,
- Dual monitors,
- Head coverings (unless it is for religious reasons)
- Sitting test in a room with clear glass walls or doors.

Access to food (including sweets and nuts), earplugs, medications or other medical equipment (e.g. support cushion sit/stand desk) require special permission. If you think you will need any of these, you will need to apply for reasonable adjustments (see page 5). If you are unsure, email the ISAT office.

- It is recommended you eat before your test session, but you are permitted to eat/drink and use the bathroom while you are waiting to connect to your proctor, or if you have delays in starting your test session.

## Completing the test?

The ISAT consists of 3 hours of test time. There will be pre-testing procedures to complete before you can start your test. These can take anywhere from 15 minutes to an hour to complete depending on your personal circumstances. Therefore, it is not possible to guarantee a start and finish times.

If you take a bathroom break during your test, no additional time will be granted, and the timer will not be paused. Please make sure you advise your proctor that you are leaving to use the bathroom. Another room scan will be required when you return.

## Answering the test questions

The ISAT is presented in a multiple-choice format. You will need to select your answer by clicking one of the 'radio' buttons next to the options.

## What is the ACER Test App?

The ISAT will be housed in the ACER Test App. You will need to download this onto the computer you intend to sit the test with, in advance of the test window. In order to ensure you have the most up to date version, a download link will be emailed to all Test takers a few weeks out from the start of the test window.

Once you have the link you need to install the application onto the computer that you intend to sit the ISAT with. It is important that you download and install the application prior to your test session, as you will not be able to sit the test without having the application ready to use on your test day. To check that the installation was successful, click on the ISAT button within the application. You should see the ISAT log in page.



Please note you will not be able to log into the ACER online test application until your scheduled test session(s).

If you are unable to download the ACER Test App on your computer, the cause could be, but not limited to a firewall or antivirus. Please note these restrictions are beyond ACER's control.

We recommend you check which browser and version you have on your device and then see if there are any updates available and then run the updates.

## What do I do if I have technical issues, or something goes wrong during my test session?

If you have any technical issues or something goes wrong during your test, your proctor will try and help you. If your issues are related to technology, they will transfer your session to a technical support team member.

It is important to stay calm. You may eat, drink, and use the bathroom while you wait. If you do leave your computer while your technical issues are being resolved, it is a good idea to have someone watch your computer for you in case you are required to action something on your side.

We understand that remote proctoring can be stressful. It is important to know that if you are having ongoing issues and become distressed that you can stop if you need to. You can be rescheduled to another day and time if ProctorU are unable to assist with your technical issues. This will provide an opportunity to resolve the technical issues you are facing. This may include finding another computer, changing your location or both.

Similarly, any complaints relating to the test session should be reported immediately to the ISAT office so that issue can be addressed without delay.

If your technical issues are insurmountable and neither you nor ProctorU can resolve them, you should email the ISAT office immediately for advice about rescheduling and what the next steps will be.

**Important note:** It is not possible to schedule tests outside of an ISAT test window. All technical or other issues arising during remote testing must be addressed immediately and resolved within your allocated test window.

## What if I am absent or a 'No Show' for my test booking?

If you are a 'No show' for your ISAT session, you may still sit the ISAT in your registered test window if there are testing days and session times available. Please contact the ISAT office by email and request a rescheduled session. There is a 'No show' administration fee of \$114 AUD which must be paid before a second session booking can be made. Once payment is received you will be sent a new ProctorU booking link to complete your rescheduled session booking.

Please Note: Test takers that attend their session on time, but encounter technical difficulties are **not** considered a 'No show'.

If you still wish to sit ISAT but are unable to do so within your allocated test window, you will be required to register for a future test window and will have to pay the full ISAT registration fee again.

Test takers may only use 'No show' rescheduling once within a test window. There are no penalties other than the loss of your fee if you do not attend your scheduled test session and are considered a 'No show'.



## 6. Technical requirements

### Introduction

To sit the ISAT via remote proctoring in 2025, you will need to use a desktop computer or laptop. **iPads, tablets or mobile phones are not suitable.** Review the list of requirements below for your camera, operating system, upload/ download speeds, RAM, ports, microphones and browsers. Also included is a list of technology not currently supported by ProctorU.

Generally a desktop device with a webcam will be a superior option to a laptop, however there is nothing wrong with sitting the test using a laptop. We would recommend you use an external mouse as track pads will be difficult in test conditions. If you use a laptop, a 15" or larger screen is recommended for best results. However, a 13" screen will be acceptable, it will simply mean that you will have to scroll more in order to see the information in the questions. Please ensure that your screen resolution is set to a minimum of 1280 x 1024. You will not be permitted to use a PC monitor connected to your laptop during your ISAT test session. If your monitor is too small, please consider borrowing one from a friend or family member that is more suitable. If you do borrow a laptop, please remember to complete all the ProctorU [technical checks](#) on the borrowed computer prior to your test sitting.

**Note:** If you are using a school/university laptop, these often have firewalls installed which can cause issues when sitting your test by remote proctoring. We would suggest you have your school/university remove the firewalls prior to your test sitting or borrow an alternate computer to sit your ISAT.

### Do I need to purchase a new computer to sit the ISAT?

No, it is not necessary to purchase a brand new computer, as long as your computer meets the minimum requirements you should be able to complete your test. If you do not have a computer, consider borrowing one from a friend, relative or even your school or university.

If you are not able to access a computer please contact the ISAT Office for advice.

### Technical specifications

Requirement Type	Minimum	Recommended
Internet Connection	Wifi Connection	Wired Connection
PC Users	Windows 8 (Windows 10 S mode is not supported)	Windows 10 (10 S mode is not supported)
CPU	more than 2 core CPU less than 85% CPU Usage	more than 4 core CPU less than 50% CPU Usage
Webcam	640x480 resolution	1280x720 resolution
Internet Download Speed	1 Mbps	12 Mbps
Internet Upload Speed	1 Mbps	3 Mbps
RAM	4 GB less than 90% Ram Usage	16 GB less than 70% Usage
Connectivity Ports	1935, 843, 80, 443, 61613, UDP/TCP	1935, 843, 80, 443, 61613, UDP/TCP
Screen Resolution	1366 x 768	1920 x 1080 and above
Microphone	Functioning microphone (Webcam or desktop - microphone should not be part of the headphones)	Functioning microphone (Webcam or desktop - microphone should not be part of the headphones)
Web browser	Download the <a href="#">Guardian browser</a>	Download the <a href="#">Guardian browser</a>

## Technical trouble shooting

### a) Internet Connection/Bandwidth:

Testing with ProctorU requires a strong and stable internet connection to support screen sharing and remote proctoring software. Issues with stability or speed may prevent you from testing or may cause issues during your test. Try some of the tips on the [ProctorU website](#) if you are experiencing issues with your internet.

**Hotspots and tethering are not supported due to stability issues.**

### b) Troubleshooting your microphone:

A microphone is required for your test so that the proctor can hear you. If your microphone is not working, try some of the [troubleshooting steps](#) found on the ProctorU website.

### c) Troubleshooting your webcam/camera Connection/Bandwidth:

A webcam/camera is required for your test so that the proctor can see you. If your camera is not working, try some of the [troubleshooting steps](#) found on the ProctorU website.

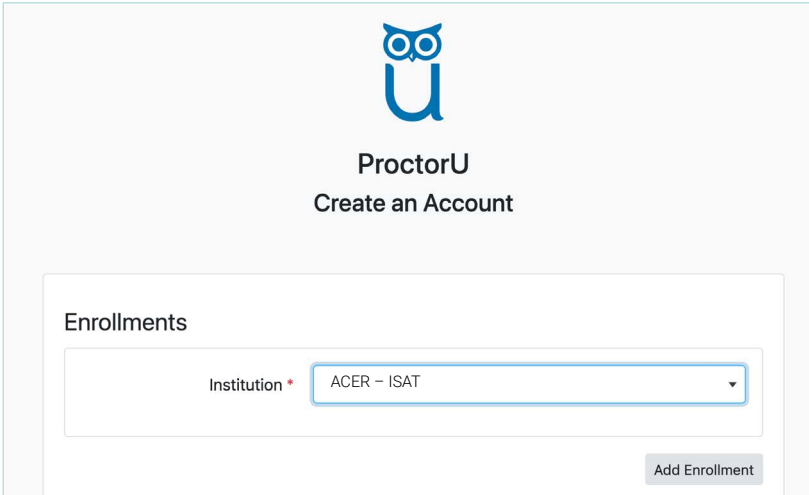
## How do I create a ProctorU account? (Step by step instructions.)

**Step 1** – Go to the [ProctorU website](#) to create a ProctorU account. Please note that this is a separate account from your ACER account. If you have an existing ProctorU account you can log into your account and add **'ACER-ISAT'** as your institution in your account settings.

When you create your account with ProctorU, you **MUST** make sure your email address is the same as the one you have used in the ACER registration system. ACER uses your email address as an identifier, and if they are different, you may have issues on the test day.

**Step 2** – Enter your details to set up your account:

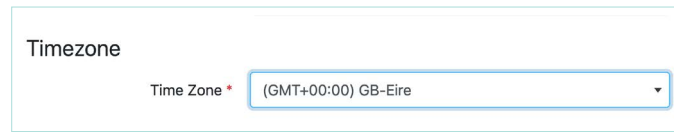
- Please ensure that 'ACER-ISAT' has been selected as your institution under 'Enrollments' when you create your ProctorU account.



The screenshot shows the ProctorU 'Create an Account' page. At the top is the ProctorU logo (an owl) and the text 'ProctorU Create an Account'. Below this is a section titled 'Enrollments'. Inside this section, there is a form with a label 'Institution \*' and a dropdown menu. The dropdown menu is currently set to 'ACER - ISAT'. To the right of the dropdown menu is a button labeled 'Add Enrollment'.

**Step 3** – Please also select the correct time zone for your location. This is very important to ensure your test session is booked at a time convenient to you. See examples below:

- Singapore (SGT)
- Malaysia (MYT)
- UK – British Summer Time (BST)
- Australia – East Coast (AEST), West Coast (AWST), Central (ACST)



The screenshot shows a form field labeled "Timezone". Below the label is a dropdown menu with the text "Time Zone \* (GMT+00:00) GB-Eire" and a downward-pointing arrow.

**Step 4** – Scheduling your session

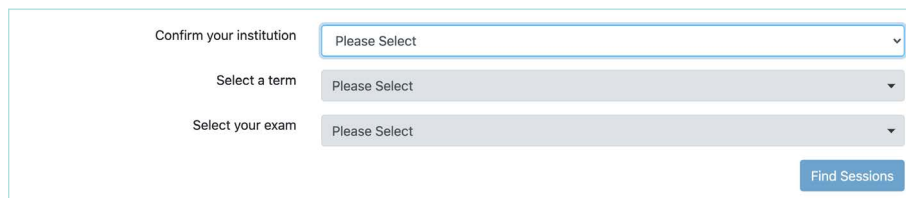
Once you have created your ProctorU account, and ACER has opened the bookings on the ProctorU system, you will be able to schedule your session. You will receive an invitation from ProctorU containing your unique session link (the link will be sent between 5 to 7 days after you have completed your registration).

We advise all Test takers to schedule their ISAT test earlier in the test window to enable rescheduling if any issues occur during their test.

Please note we are unable to reschedule after the close of the test window you are registered in unless there are exceptional circumstances. Test takers are advised to contact the ISAT office via email.

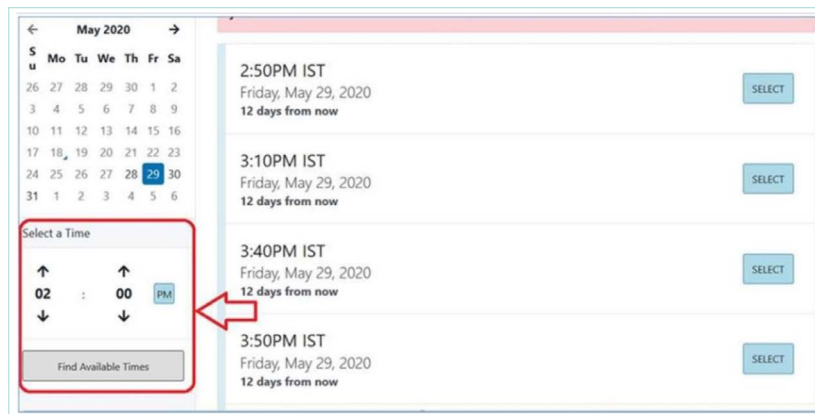
All bookings are on a first-in, first served basis. You should choose the day and time of your test, ACER does not do this for you.

- When it comes time to book your test, log in to your ProctorU account and select 'Schedule New Session'.
- Select 'ACER-ISAT' – for the institution and the relevant choices for the following selection boxes.



The screenshot shows a form with three dropdown menus: "Confirm your institution" (Please Select), "Select a term" (Please Select), and "Select your exam" (Please Select). A "Find Sessions" button is located at the bottom right.

- Choose the date and time you'd like to take the exam and click **Schedule**.



The screenshot shows a calendar for May 2020 with the 29th selected. To the right, there are four time slots for Friday, May 29, 2020, each 12 days from now: 2:50PM IST, 3:10PM IST, 3:40PM IST, and 3:50PM IST. A "SELECT" button is next to each slot. A "Select a Time" pop-up is visible, showing a digital clock set to 02:00 PM with up/down arrows for hours and minutes, and a PM/AM toggle. A red arrow points from the 3:40PM IST slot to the PM/AM toggle in the pop-up.

When scheduling your exam, pay attention to the time you are choosing if you select **12AM** you are scheduling for **Midnight (AM = Morning, PM = Afternoon)**.

Please account for anywhere from 10 to 30 minutes to complete the start-up procedures in addition to the time you'll spend in your exam. This is the time it takes to verify your identity, secure your environment, and get you into your ISAT session. The start-up process does not take any time away from the time you're allowed in your exam.

**Your test time does not start until you click the 'start' button to begin your ISAT assessment.**

## Download the Guardian Browser

All Test takers must download the only supported **Guardian browser**, prior to their ISAT. This browser is required for ProctorU to complete all the checks and view the Test taker during the exam.

## Once I have made my booking can I reschedule my session if I need to?

ProctorU reservations can be changed. The window for bookings and any changes will close 3 days out from the start of the test window after this time no changes will be permitted.

Please follow the steps below to reschedule:

- a. Log into your ProctorU account.
- b. Select your Term and the Exam you're taking. (ACER-ISAT, Test Window)
- c. Choose the date and time you'd like to take the exam and click Schedule.

If you do need to change your session time/day, you may find that the time you want is already booked out, so any changes should only be made if absolutely necessary.

At times ProctorU will experience high testing volumes, generally between 9am and 3pm. If you wish to avoid delays, we suggest you schedule your test outside of these peak times.

Importantly if you have a scheduled exam session, keeping it is the best way to ensure you will be able to take your test. If you Cancel or are a No show for your test, there may be delays in being able to schedule you quickly, or you may miss the exam window altogether.

Please note: If you need to reschedule your ProctorU test session after the 3 days, you will need to contact the ISAT office by email to request the change.

## 'No show' for your scheduled booking

If you do not attend the ISAT session you booked with ProctorU, you will not be able to reschedule yourself. Please see further advice for 'No shows' on page 12 of this booklet.



## 7. ACER Test App

In order to complete the ISAT, you will be required to download the ACER Test App. This is a secure platform that houses the test itself. You will login to the app using the same email address and password you created to register for ISAT with ACER.

You must install the ACER Test App on the device that you intend to sit the test with. It is important that you download and install the application prior to your scheduled test session as you will not be able to sit the test without having the test application on your device. If you have a previous version of the ACER Test App installed on your computer, **you must uninstall it first**. We recommend you check the browser on your device and the version. If there are any updates available for your browser, we advise that you install them before your test session.

### The ACER Test App link will be emailed to all Test takers before the test window.

To install simply click on the link provided.

The ACER Test App will automatically download and save to your desktop.

To sit the test by remote proctoring, you are required to download and install the ACER test app.

- for Windows 7 or higher – to be supplied by email before the test window.
- for Mac OS X 10.10 or higher – to be supplied by email before the test window.
- for Apple Mac with the Apple M1 chip or newer - to be supplied by email before the test window

If Mac Gatekeeper blocks the ACER Test app, please follow [these instructions](#).

**Please note:** You are neither required nor able to log in to the ACER Test App until your scheduled test session on ProctorU.

If you are unable to install the ACER Test App on your device, the cause could be, but not limited to, firewalls or antivirus. Please note these restrictions are beyond ACER's control.

**IMPORTANT:** Ensure any remote controlling software such as but not limited to TeamViewer, Splashtop, AnyViewer, AnyVNC, Chrome & Apple Remote Desktop have been disabled or uninstalled before you sit the test. The deliberate use of any such programs will be deemed a serious act of misconduct, resulting in the cancellation of results and a possible disqualification. This can also delay your pre-checks with ProctorU.

## 8. Pre-test checklist

### ISAT checklist

**Step 1** – Register to sit the test via the ISAT Website before **the close of the relevant test window you are wanting to sit**.

**Step 2** – Create your [ProctorU account](#).

**Step 3** – Book your test session once you have received your ProctorU link.

**Step 4** – Complete all the technical checks (This can be done any time, as often as you need).

**Step 5** – Download the [Guardian Browser](#).

**Step 6** – Download the ACER test app (ACER will email this to you prior to the start of your test window).

**Step 7** – Sit your ISAT test at your scheduled time on ProctorU.

## 9. Taking your test

Once your space is ready and it is time to take your ISAT, you will need to log into your ProctorU account.

You must have the following items with you:

- Acceptable current and photo-bearing identification document,
- A clear water bottle (no labels attached),
- Mirror (handheld is fine) or another reflective device,
- 2 sheets of blank A4 sized paper (Pencil, Pencil sharpener, Eraser, pens (2) **OR** small erasable whiteboard and marker.

There should not be no other items on your desk during your test session. Mobile phones must be switched off and placed in a location away from your workplace. Proctors will monitor where you store them during your session.

Test takers whose native language is not English may bring a printed bilingual dictionary into the test. Dictionaries must not contain definitions of English words in English. The pages must be unmarked, and all notes removed. Any Test takers who take this option must submit the dictionary to the proctor for inspection before the test begins. Test takers should note that electronic dictionaries are not permitted.

### Test Takers with reasonable adjustments

If you have been approved for Reasonable Adjustments, you will receive a notification from the ISAT office in the usual manner. Have this with you for your session and show it to your proctor if asked. The ISAT office will update your ProctorU account with your allowances, and will add any approved adjustments to your test session via the ACER Test App.

### Beginning your test – step by step

This process will likely take between 10 to 30 minutes unless you experience technical difficulties which means it could take an hour or more in severe cases. Be sure to test your equipment before test day to minimise the chance you'll have technical issues. If you do have technical issues, ProctorU support will do what they can to assist you with fixing your equipment. This time is not subtracted from the time you're allowed in your test – stay calm and try not to panic.

1. **Pre-checks:** Make sure you have downloaded the [Guardian Browser](#) and the ACER app. You'll be required to accept test guidelines and [terms of service](#). The browser will prompt you to share your screen, a required part of being proctored online. You'll be automatically guided through a series of equipment checks to make sure your system meets minimum requirements.
2. Log in to your ProctorU account 2-3 minutes before your scheduled appointment (there is no need to do this any earlier) and click **Start Session** when the countdown timer reaches 0:00:00.
3. **Photos & Authentication:** You will be required to take a photo of yourself as well as your I.D. for identity verification purposes.
4. **Chatbox download:** You will be prompted to download and run a LogMeIn Rescue applet file that will bring up a chat box allowing you to text with your proctor. If prompted, be sure to click "open" or "allow" to give the file permission to run. When the chat box says "waiting," it means that you are in the queue waiting for your proctor.  
**TIP:** If your status shows "waiting," do not re-download the applet file as that will put you back at the end of the queue.
5. **Proctor Connection & Confirmations:** Your proctor will greet you and confirm that you have passed your identity verification steps. You will review the exam rules with your proctor and they will ask to see any permitted resources that your instructor has permitted you to use during your exam.
6. **Remote System Check:** Your proctor will ask to take remote control of your mouse and keyboard via the LogMeIn Rescue applet in order to make sure no unpermitted programs are running. You will be able to see everything that your proctor is doing during this step, and it is impossible for them to access any files without your knowledge.

7. **Camera Pan:** Your proctor will ask you to show the 4 walls of your room as well as your desk space via your webcam. You may or may not also be asked to show your computer monitor. Your proctor will make sure your cell phone is out of reach. Navigating to the Exam & Password Entry: Your proctor will then direct you into your LMS or test delivery system so that he or she can unlock your test with the password provided by ACER.
8. **Opening the test:** Your proctor will ask you to open the ACER test app (which you have downloaded onto your device). If you have not done this your proctor will be able to assist you. Once the ACER App is open your proctor will instruct you to click on the ISAT tile. You will use the same credentials (email and password) that you have for your ACER account. Your proctor will ask you for your Username (this will be your ISAT registration ID number) so that they can unlock the test for you. You will be required to read the test instructions before you click on the START button.
9. **Take Your Test:** Your proctor will release control of your computer and you will begin your test when you are ready.

**NOTE:** Your webcam view and your screen will be recorded through the duration of your test.

## Finishing your test session

10. **Alert the proctor when finished after submitting:** After you have submitted your test, let your proctor know through the chat box that you're finished. If you used scratch paper you will be required to tear this up in front of your proctor or wipe clean your whiteboard before you close out of your session. Please note: Once you have submitted your test, it will be marked as completed with ACER. There is nothing further for you to do.
11. **Log out of your exam site and browser:** Your proctor will observe you logging out of the test website and close out of all browser tabs.
12. **Close out of ProctorU chat box:** This will end your session with ProctorU. Once the chat box closes, you'll be invited to complete a customer satisfaction survey.





## 10. Technical issues

### What do I do if there are delays in connecting me to a proctor?

It's important to stay calm. There will be lots of people using the ProctorU system and demand may be higher or lower depending on the time your test session is booked. Many Test takers will experience short delays in connecting to a proctor. It is important that you stay online: if you log out and then back in again you may find that you lose your booking slot which remains open to you for 60 minutes past the scheduled start time. If you need to leave your computer, it is a good idea to have someone watch your computer for you in case you are required to action something on your side.

Remember you can eat, drink and use the bathroom while you wait!

### What do I do if I experience technical or connection problems during my test session?

If you have technical issues or something goes wrong during your test, the proctor will try to help you. If the issues are related to technology they will transfer your session to a technical support team member.

It is important to remain calm, you may eat, and use the bathroom while this is happening. If you do leave your computer while technical issues are being resolved, it is a good idea to have someone watch your computer in case you are required to action something from your side.

We understand that remote proctoring can be stressful. It is important to know that if you are having ongoing issues and become distressed that you can stop if you need to. You can reschedule your session to another day and time, to provide an opportunity to resolve the technical issues you are facing.

This may include finding another computer, changing location or both. If you are unable to resolve the issues you are facing, please notify the ISAT Office by email for advice regarding next steps.

If your technical issues are insurmountable and neither you nor ProctorU can resolve them, then you should email the ISAT office for support once you disconnect from your proctor.

Similarly, any complaints relating to the test session should be reported **immediately** to the ISAT Office so the issue can be addressed without delay.

**IMPORTANT:** It is not possible to schedule tests outside of the allocated test window. All technical or other issues arising during remote testing must be addressed immediately and resolved within the current test window.



# 11. After the test

## Key points

- Results will be available within two weeks of the last day of test window.
- Results are accessed via your ACER account.
- Statement of Results are printable, ACER will not issue a physical copy.
- Results are valid for two years.

## When will my results be available?

ISAT results will be released within two weeks of the last day of the test window. All Test takers will receive an email from the ISAT office when results are available.

You can access your Statement of Results through your ACER account. ACER does not provide hard copies of results. When you access your results, you are advised to save and print a copy of your Statement of Results for your own records.

The ISAT Statement of Results includes your date of birth and the name used at the time your test was taken.

ACER will provide your results to the university/ universities you have nominated at the time of your registration. This is completed when you register for the ISAT exam. This can be updated in your account if you wish to add/remove university selections.

As an applicant to a university, it is your responsibility to supply the university with your ISAT ID and results.

If a Test taker has more than one result in the ACER database, the most recent sitting (if both have been completed within 12 months) will be cancelled and the universities will be notified.

If you have changed your email address, please contact the ISAT office at [ISAT@acer.org](mailto:ISAT@acer.org) or use the [contact us](#) page so that we can send your results notification to the correct email address. Verification of your identity will be required in order to confirm the change.

Due to privacy requirements ACER will not provide results over the telephone, by fax or email. This is to protect Test taker confidentiality.

## Currency of results

ISAT scores are valid and can be used for admission to university for a period of 2 years from the date the test was completed.

## How does ACER ensure equity and fairness?

The ISAT is developed to rigorous professional and technical standards. Test questions are designed and developed by a team of ACER test writers who are expert in their subject areas. All test questions must pass detailed panelling, trial testing, analysis and final review. The content, style, duration and sequencing of the tests are determined to ensure the testing program is relevant, fair, valid and reliable.

ISAT sitting data is subjected to statistical analysis to check that each question has performed as required. Test questions in development are carefully scrutinised in an ongoing attempt to minimise gender, ethnic or religious bias and to ensure that the test is culturally fair.

The test may contain a small number of trial questions which will not be scored.

Appropriate and secure test conditions are ensured by ProctorU standardised test administration guidelines and procedures, to which all proctors must adhere. ACER controls all quality aspects of the test development and reporting.



## 12. Appeals and complaints

If you have a serious complaint or wish to make an appeal in relation to your test sitting or results, please read the [ACER complaint and appeals policy](#).

Any complaints relating to test sittings should be reported immediately to your proctor at the time of your test session, and in writing to the ISAT Office **immediately** after your test session so that the issues can be resolved within the testing window.

## 13. Test security and misconduct

ISAT is a high stakes test; that is, the results of the test have the potential to make a major impact on the future international study plans of the Test taker. For this reason, ACER has established security procedures which will be strictly enforced at all times.

It is the responsibility of Test takers to ensure that they understand that the following are considered to be breaches of test rules:

- the giving of false or misleading information during the registration process;
- attempting to gain access to test questions prior to the test;
- attempting to gain unauthorised access to or copy the test or administration processes in the test room;
- attempting to take the test on behalf of another person;
- allowing another person to attempt to take the test on your behalf;
- attempting to remove any notes from the testing room;
- failure to follow test supervisor/proctor's instructions at all times;
- giving or receiving assistance during the test;
- creating a disturbance;
- using unauthorised aids (including but not limited to notes, note paper, calculator, mobile phone, recording device, smart devices, accessing the internet etc.);
- giving or receiving assistance with regards to test content from other individuals before, during or after the test;
- giving of false or misleading information at any stage;
- using the test questions, their content or information about them for purpose other than your sitting of the ISAT exam. This includes: publishing the ISAT test questions or any of their content or information about them on the Internet, in chat rooms or any digital format or otherwise, and/or passing ISAT questions, any of their content or information about them to third parties;
- inappropriate, abusive or aggressive communication in any form with proctors, or the ISAT office prior to during, or after the test.

**The penalty for any of the above breaches will be the cancellation of the Test taker's test and a ban from registering to sit for ISAT on future occasion.**

## 14. ISAT declaration 2025

IMPORTANT: Please read the **LEGAL NOTICE** at the end of ISAT Information Booklet 2025 ("**the Booklet**").

By registering to sit the ISAT You are entering a binding legal agreement between You and The Australian Council for Educational Research Ltd (ABN 19 004 398 145) ("**ACER**") in relation to Your registration for the ISAT, and all associated administrative and other consequent activities regarding the ISAT provided digitally in an ISAT testing centre or from another location by remote proctoring in 2025, consists of:

1. The Booklet, including its Legal Notice;
2. any ACER instructions issued from time to time regulating test taker' sitting of the ISAT;
3. this declaration. ("**the Legal Agreement**")

Ensure You understand fully and are familiar with the contents of the Legal Agreement before You complete your registration for the ISAT as it details important conditions in respect of your participation in the ISAT.

NOTE: the terms of the Legal Agreement may vary from sitting to sitting of ISAT and, therefore, you should re-familiarise with each part of the Legal Agreement detailed above before each sitting of ISAT. You should not assume that the terms and conditions applicable to a previous sitting are the same in every respect as those which are set out in the Legal Agreement.

The declarations below signify You AGREE:

1. To the Legal Agreement which will apply to your registration for and participation in ISAT in 2025 and all matters consequent thereon;
2. In the event of an ISAT sitting in 2025 being compromised or having to be cancelled due to circumstances beyond ACER's reasonable control it may be necessary for You to, and at ACER's sole discretion:
  - a. re-sit ISAT:
    - i. on a date;
    - ii. at a testing venue; and
    - iii. with a remote proctoring service;
  - b. other than that originally specified by ACER; and undertake further action in finalisation of those alternative arrangements;
3. For logistical reasons and in ACER's sole discretion, if required you may be allocated a date, time and testing venue or remote proctored session when available in respect of your undertaking of the ISAT i.e. you may not have a choice of date, time and/or venue;

4. To comply with any direction, guideline or policy issued by ACER concerning compliance with public health orders or regulations applicable to your undertaking of the ISAT;
5. That to sit ISAT in 2025, you are a bona fide prospective applicant to a course for which ISAT is a pre-requisite;
6. You meet the requirements for eligibility set out in the ISAT Information Booklet 2025;
7. Not to use or divulge to any third party, information concerning the test questions in ISAT for Your own or any third party's personal or commercial gain;
8. Not to post or publish any specific part or aspect of the content of ISAT. This includes publication on the internet, in any digital format or other format;
9. That the information You give in Your application for registration for the ISAT in 2025 is true and correct. The giving of false or misleading information constitutes misconduct, may result in permanent disqualification from undertaking ISAT in the future, and may jeopardise Your chances of being admitted into any course for which ISAT is a pre-requisite; and
10. That You are the person whose name and address appears on this registration.

**I CONFIRM that I have read the:**

- **ISAT Information Booklet 2025 including its Legal Notice;**
- **Test Day Instructions; and**
- **[Confidentiality and Privacy Statement for ISAT;](#)**

**I AGREE to the Legal Agreement governing my participation in the ISAT and GIVE THE CONSENTS specified in the ACER Privacy Statements (should you not wish to give the consents specified by ACER or have any queries please notify ACER by using the contact details contained in its Privacy Statement).**

## 15. ISAT Legal notice

1. By completing and submitting the registration form for the ISAT 2025 test located at [isat.acer.org](https://www.isat.acer.org) You are offering to enter into a legal agreement with The Australian Council for Educational Research Ltd (ABN 19004 398 145) (**ACER**). That legal agreement is concluded when ACER accepts your registration.
  2. That legal agreement will consist of:
    - a. the entire contents of this Test taker Information Booklet, including its Legal Notice (**“the Booklet”**);
    - b. any instructions issued by ACER from time to time regulating test takers’ sitting of the ISAT 2025;
    - c. the Test Day Instructions, meaning any instructions issued by ACER, or a Proctor on a sitting day; and
    - d. the online legal declaration you complete. (**“the Legal Agreement”**)
- The Legal Agreement:
- covers, amongst other things, Your sitting the ISAT 2025, payment of the registration fee, refunds of fees, access to ISAT preparation materials and release of the ISAT-2025 results; and
  - may vary from sitting to sitting of ISAT 2025 and, therefore, you should re-familiarise with each part of the Legal Agreement detailed above before each sitting of ISAT.
3. Before lodging Your Registration, You should make sure You understand fully and are familiar with the contents of the Legal Agreement, and the online declaration. Without limiting the foregoing, you acknowledge that misconduct, as defined in this Legal Agreement, has serious consequences which may include disqualification from undertaking ISAT in the future. “Misconduct” includes, but is not limited to, the use of information relating to the test questions for purposes other than Your sitting of the ISAT; giving false or misleading information at any stage regarding your participation in ISAT; and infringing “ACER” or “ISAT” trademarks, copyright or other intellectual property rights.
  4. Misconduct also includes:
    - a. infringement of the “ACER” or “ISAT trademarks. Trademark infringement includes performing any act which only a trade mark owner or a person authorised by the trademark owner may do infringement of copyright.
    - b. copyright infringement includes: performing those rights or authorising the performance of those rights which are granted at law exclusively to the copyright owner. These rights include the exclusive right to reproduce the copyright work in a material form and to communicate that work to the public;
    - c. in any way breaching (as determined by ACER in its absolute discretion) any of the terms and conditions of
      - i. your registration to participate in the ISAT; or
      - ii. your purchase of any ISAT preparation materials
    - d. infringement of any rights (including but not limited to intellectual property rights) whatsoever relating to or subsisting in the ISAT or any part or element of it, including but not limited to the concept, structure, administration or conduct of the ISAT, the ISAT trade mark and any ISAT preparation materials prepared or published by or on behalf of ACER or the user universities;
    - e. using, accessing, or employing any form of Artificial Intelligence during the ISAT. This includes, but is not limited to, using AI-powered devices, software applications, or any other tools that may assist in answering questions, solving problems, or providing information related to ISAT content. You are required to personally engage with the ISAT content and respond to questions without the assistance of AI technology. Any attempt to use AI for answering, analysing, or generating responses is a breach of the Legal Agreement. For the purposes of the Legal Agreement, “Artificial Intelligence” or “AI” refers to any technology, software, algorithm, or system that simulates human-like cognitive processes, including but not limited to machine learning algorithms, neural networks, and automated decision-making systems; and
    - f. any act or omission by you which ACER, in its absolute discretion, renders you to be unfit to participate in any ISAT, whether or not you are registered to participate at the time of ACER’s determination inappropriate, abusive or aggressive behaviour or communication in any form with the ISAT office, proctors/supervisors or university representatives.
    - g. If you are found to have engaged in misconduct (including that specified above) concerning any aspect of your engagement with ACER connected with your participation in the test, you will be subject to a sanction. If a sanction is applied:

- the imposition of the sanction may be reported to any relevant educational institution;
  - it will be applied after the time ACER became aware of the misconduct and will not be backdated;
  - the misconduct specified above may constitute criminal offences under the Commonwealth, Victoria or your local law, for example, Section 83A of the Crimes Act 1958 (Vic), Section 144.1 of the Criminal Code Act 1995 (Cth). In which case the relevant misconduct may be reported to the appropriate law enforcement authorities for prosecution;
  - if ACER has suffered any loss, damage or expense as a result of the misconduct it may proceed for recovery under civil law; and ACER does not provide any appeal process in respect of the imposition of a sanction and will not engage with any request concerning such.
5. You are advised that except as expressly provided at law, there is no right to challenge, appeal or seek review of any determination by ACER that misconduct has occurred or in relation to any consequences imposed by ACER for any misconduct.
6. Withholding of results - You will only receive your ISAT scores if you have complied with the ISAT policies and procedures and the Legal Agreement governing Your participation. Your scores may be withheld or cancelled if ACER learns, either on or after the test day, that you have violated the ISAT policies and procedures or any other aspect of the Legal Agreement. Even if ACER cannot confirm your direct involvement in the breach of policies and procedures your ISAT scores may be withheld or cancelled if ACER has reason to question the validity of your scores or if ACER has reasonable basis for believing you may have been involved in a breach of these terms and conditions.
7. Examples of when the validity of ISAT scores may be challenged are:
- a. intended or unintended exposure to ISAT content\*
  - b. contradictory performance on different parts of the ISAT
  - c. abnormal answer patterns in the ISAT
  - d. atypical performance over different ISAT sittings.

*\* If you attend a coaching course where you are exposed to questions that appear in the ISAT, you risk having your ISAT scores withheld.*

8. Whilst ACER will make every effort to ensure the ISAT Online test will run as scheduled, we make no guarantees, given any event outside of ACER's control such as a pandemic or epidemic. If for any reason the test is cancelled ACER will notify test taker via email. Any such cancellations will be at the discretion of ACER and the ISAT user universities.
9. You may have legal rights and guarantees under certain laws including the *Australian Consumer Law* (being Schedule 2 to the *Competition and Consumer Act 2010 (Cth)*, as amended from time to time). If the publication of this Booklet or Your registration for or participation in the ISAT-2025 test involves a supply of goods or services to a consumer within the meaning given in those laws, nothing contained in this Booklet excludes, restricts or modifies the application of any consumer guarantee provided in those laws, the exercise of any right or remedy in respect of, or the imposition of any liability for the failure to comply with any relevant guarantee.

10. Subject to point 9:
- a. The ISAT is a selection tool used by certain educational institutions and your results in respect of ISAT may not be used or relied on for any other purpose;
  - b. To the maximum extent permissible by law (and for the avoidance of doubt, subject to any guarantees, rights, remedies or obligations which cannot be excluded, restricted or modified under certain laws including the Australian Consumer Law), ACER expressly, irrevocably and totally disclaims any liability whatsoever for any loss or damage whatsoever and howsoever arising in connection with or resulting from: Your participation (actual, potential, contemplated or cancelled for any reason whatsoever) in ISAT ; and Your test results, including, but not limited to, any representations made by ACER or its personnel (including agents, subcontractors and consultants) in respect of ISAT and the accuracy of any information contained in this Booklet;
  - c. To the fullest extent permitted at law, You acknowledge and accept that the entire risk of Your participation in ISAT is assumed by You and that ACER will have no liability whatsoever to You for any loss, harm, damage, cost or expense (including legal fees) or any direct, special, indirect, incidental, punitive or consequential loss or damage (including, without limitation, economic loss, loss of contract, profit, revenue, income, opportunity, goodwill, information, anticipated savings, business relationships, production or data) whatsoever and howsoever arising;
  - d. You acknowledge and accept that, to the fullest extent permitted at law, ACER gives NO WARRANTY or guarantee and makes no representation whatsoever that: registering for or sitting the ISAT will guarantee You or secure for You a placement with an educational institution; or that You will be provided with Your ISAT results (other than in strict accord with this Legal Agreement).
11. Subject to *Australian Consumer Law* and, otherwise to the fullest extent permitted at law, You release and fully indemnify ACER, its officers, employees and agents from and against all claims, liabilities, costs, demands and expenses whatsoever caused by you and howsoever arising from or in connection with:
- a. Your registration for or participation (actual, potential, contemplated or cancelled) in the ISAT; or
  - b. Any breach by You of the Legal Agreement governing Your participation (actual, potential, contemplated or cancelled) in the ISAT.
  - c. Any misconduct by you in relation to the ISAT and any sanction imposed by ACER as a consequence of Your misconduct. These releases and indemnities survive Your participation (actual, contemplated, potential or cancelled) in the ISAT and whether or not You are offered or accept a placement with any educational institution for any course whatsoever.
12. Upon a test taker registering for the ISAT (the Test) it is agreed that the test taker is a bona fide candidate for the Test. This includes, there is no apparent conflict of interest between the test taker taking the Test for the purposes for which the Test is administered and any personal affiliation of the Test Taker. For example, if the test taker has an affiliation with a coaching or preparation provider for the Test a conflict of interest may be apparent. In those circumstance ACER reserves the right to refuse or cancel a relevant registration.
13. ACER does not transfer registrations for the ISAT from registered test takers to third parties.
14. In the event that any law implies terms or guarantees into the offering or conduct of the ISAT which cannot be lawfully excluded, restricted or modified, such terms or guarantees will apply, save that the liability of ACER for breach of any such term or guarantee will, to the extent legally permitted, be limited to the refund of the price paid for any relevant goods or services.
15. ACER has made every effort to ensure the accuracy of the information provided in this Booklet. However, from time to time, due to changed circumstances ACER may need to change the arrangements concerning the administration of the ISAT and ACER (without amending your legal obligations or remedies) reserves the right to alter or amend any detail contained in the Booklet in its absolute and unqualified discretion. Any alteration or amendment will take effect immediately upon publication of the alteration or amendment on <https://isat.acer.org/>.
16. By completing and submitting the ISAT registration form you:
- a. confirm that You have read in its entirety and accept the contents of this Booklet, including the Legal Notice and the online declaration.
  - b. confirm Your agreement with the Legal Agreement governing Your participation in ISAT.

- c. acknowledge that You have been entitled to obtain legal advice concerning any matter covered by the Legal Agreement, whether or not You have in fact sought any legal advice.
- d. acknowledge and accept that the Legal Agreement and the online declaration contains the entire agreement between You and ACER concerning Your participation in the ISAT in 2025 and that no matter, information or representation not expressly contained in the Legal Agreement has induced You or had any bearing on You to seek registration for the ISAT in 2025.
- e. accept and unconditionally undertake to strictly comply with the Legal Agreement governing Your participation.
- f. acknowledge and accept that the Legal Agreement with ACER will be governed by the laws of the State of Victoria, Australia.
- g. agree that to determine any dispute (whether as to the interpretation of the Legal Agreement, or any matter concerning performance or compliance with the Legal Agreement or otherwise) or to determine any claims brought or made against You by ACER or its authorised nominee, you submit to the exclusive jurisdiction of the Courts and any of the Courts of Appeal therefrom the courts of the State of Victoria, Australia.





